

# Community Assessment Results



## Kenai Community Assessment Results

The Community Assessment Toolkit or CAT is a collection of data-recording forms used to evaluate the food and physical activity environments of communities. These enabled us to study some of the determinants of healthy eating, physical activity and obesity among youth. Schools, parks, physical activity facilities and fast food restaurants were surveyed using documents adapted from other surveys.

### Section 1. Assessment of Parks

The Form used to assess parks is modified from the Bridging the Gap Program, University of Illinois at Chicago, Park Observation Form (See Appendix for form used). The purpose of this survey is to improve our understanding of accessibility of park settings and quality of opportunities for physical activity in these settings among CHL communities. A complete list of parks that were located within the community boundary, or on the periphery, and their locations was compiled for each community by local staff. Staff then assessed up to ten parks per community or all of them when there were less than ten parks in a community. Staff were instructed to spend about 30 minutes walking through each park to survey its accessibility, setting, amenities, sports fields (e.g., soccer, football, baseball), courts (e.g., tennis, basketball, volleyball), walking/running/biking trails, and incivilities.

**Eligible parks:** Local municipal or county park that is open to the public

- Has equipment used for physical activity or play, including playing fields and courts AND/OR has green space or natural features, benches, walking paths, picnic tables, or other park features
- On-the-ground parks only. Must also have a sign designating it as a public park if no sports features are present

**Exclusions:** Campgrounds, golf courses, forest preserves, stadiums, zoos, state and national parks, private/resident-only (e.g., neighborhood association) parks, stand-alone fields/courts associated with a school.

**Park Setting, Parking, Sidewalks, and Amenities**

Upon entering the park staff assessed the presence of certain park settings, parking and sidewalk features, and certain park amenities.

Observations on park setting included whether it was a public park, whether it was adjacent to a school, and whether it shared sports features with a school. In Kenai, 10 parks were surveyed. All 10 (100.0%) were public parks, and none (0.0%) were adjacent to a school.

Six (60.0%) of the surveyed parks had on-site parking, while 1 (10.0%) had on-site parking with overhead lighting. Information on bicycle parking was available for 8 parks, and none of these parks (0.0%) had bicycle parking. One (10.0%) park had a sidewalk leading up to the entrance, and it did not have overhead lighting.

Observation on park amenities included whether it had closing time signage, restrooms, showers, and beverage vending machine. Two (20.0%) of the ten parks had closing time signage, 4 (40.0%) had restrooms, none had showers, and none had beverage vending machines.

**Table S.1.1. Park Setting (N=10 unless otherwise noted)**

Park Setting	Number	Percent
<b>Setting</b>		
<b>Public Park</b>	10	100.0%
<b>Adjacent to a school</b>	0	0.0%

<b>Shares sports features with a school</b>	0	0.0%
<b>Parking</b>		
<b>Parking on-site available (not including street parking)</b>	6	60.0%
<b>Parking has lights</b>	1	10.0%
<b>Bicycle parking racks or cages available (n=8)</b>	0	0.0%
<b>Sidewalk</b>		
<b>Sidewalks on street lead up to the entrance</b>	1	10.0%
<b>Sidewalks have lighting</b>	0	0.0%
<b>Amenities</b>		
<b>Park has closing time signage</b>	2	20.0%
<b>Restrooms present</b>	4	40.0%
<b>Showers present</b>	0	0.0%
<b>Beverage vending machines present</b>	0	0.0%

### **Park Access and Barriers to Entry**

Staff assessed each park for an entrance fee, signage limiting entry and any physical barriers around the perimeter of the park. None of the ten parks surveyed in Kenai had entrance fees. Three (30.0%) had signage indicating the park name, none had signage stating that public use of the park was limited to specific times, and none of the parks had signage indicating that the park was private or has restricted access at all times. None of the 9 parks with information on fencing or barriers had a physical barrier around the perimeter.

**Table S.1.2. Park Access and Barriers (N=10)**

Access and barriers		
<b>Signage indicates park name</b>	3	30.0%
<b>Signage states public use of area is limited to specific times</b>	0	0.0%
<b>Signage states area is private or restricted access at all times</b>	0	0.0%
<b>Locked fence or other physical barrier around the perimeter prevents public access (n=9)</b>	0	0.0%

## **Sports Features**

Staff assessed each park for a specific list of sports features to determine the number of each feature present and whether such a feature had lighting or not. Staff also rated the condition of each feature.

### **Feature Descriptions**

- **Field, Multi-use:** A multi-use field is a large, flat, open space usable as an athletic field for more than one sport.
- **Field, Football:** A field should have the appropriate layout, markings, and/or equipment in order to be identified as a football field.
- **Field, Baseball:** A field should have the appropriate layout, markings, and/or equipment in order to be identified as a baseball field.
- **Field, Soccer:** A field should have the appropriate layout, markings, and/or equipment in order to be identified as a soccer field.
- **Court, Basketball:** A court should have the appropriate layout, markings, and/or equipment in order to be identified as a basketball court.

- **Court, Tennis:** A court should have the appropriate layout, markings, and/or equipment in order to be identified as a tennis court.
- **Court, Volleyball:** A court should have the appropriate layout, markings, and/or equipment in order to be identified as a volleyball court.
- **Court, Multi-use:** This includes large courts that contain equipment or the capability of holding equipment for different sports such as both basketball and volleyball.
- **Running/Walking Track:** A running/walking track may be located on the perimeter of a field or as part of a track and field stadium. Most tracks will have lane and/or distance markings.
- **Pool:** This includes--
  - A pool that is at least 3 feet deep at the deepest end.
  - A wading pool that is less than 3 feet deep at the deepest end and intended for use by small children.
- **Playground Area:** A playground area includes swings, monkey bars, climbing apparatuses, slides, see-saws, spring features, and other items meant for children's play. In CHL survey, staff was trained to count only the number of areas, not the specific equipment or apparatuses.
- **Skateboarding Facilities:** Skateboarding facilities include ramps, tracks, and other apparatuses meant for use by skateboarders or in-line skaters. In CHL survey, staff was trained to count only the number of rooms or areas, not the specific equipment or apparatuses.
- **Exercise Stations with or without Signage:** Exercise stations are designated activity points. Exercise stations may also be called FitnessTrails or FitTrails.
- **Rock Climbing Wall:** A rock climbing wall is a natural or artificially constructed outdoor wall with grips for hands and feet, used for climbing.

## **Condition of the Feature**

Staff rated the condition and the presence of lighting for each feature item. The condition of a feature could be recorded as “poor”, “okay/good”, or “not rated”. When there was more than one item per feature, each item was evaluated for condition while the presence of lighting was assessed across all items in a feature. For example, if a park had 3 basketball courts and 2 were in okay condition, 1 was in poor condition, and 1 of them had lighting, then the staff would record the number of basketball courts as 3, 2 of which are rated okay/good, 1 rated as poor, and that this park had lighting for this feature.

Feature condition was rated based on the feature’s surface and related equipment, if any was available for the feature. Ultimately the feature condition rating was related to whether or not players could safely play or engage in physical activity on a feature without risking injury or falling. Staff took into consideration the type of activities that would take place on or within a particular feature as well as the material comprising the surface when considering its condition. When assessing the condition of equipment used for physical activity, staff took into consideration age, functionality, wear and tear, damage such as dents or sharp edges, missing pieces, and rust. For example, if a playing surface was composed of concrete, staff assessed whether smooth concrete covered the entire surface and looked for cracks or uneven slabs in the concrete surface.

## **Survey Results for Sports Features**

Across the ten parks surveyed in Kenai, there were a total of 21 features, of which 9 were rated as ok/good, and 12 were not rated. All (100.0%) of the 9 rated features were rated as ok/good.

Playgrounds were the most frequent features (8), followed by basketball courts (4), and baseball fields (4). Playgrounds may be of particular interest to families with young children. All of the 8 playgrounds in the Kenai parks were rated as ok/good. The following table (Table S.1.3) summarizes the number of each sports feature, the condition of the feature, and whether lighting was present for the feature across all 10 parks in Kenai.

**Table S.1.3. Sports features across all 10 parks in Kenai**

Feature	Total number of the feature	Condition of the Feature			Number of features w/ Lighting
		OK/Good	Poor	Not rated	
Field multiuse	1	0	0	1	0
Field football	0	0	0	0	0
Field baseball	4	0	0	4	0
Field soccer	0	0	0	0	0
Court basketball	4	0	0	4	0
Court tennis	0	0	0	0	0
Court volleyball	2	0	0	2	0
Court multiuse	0	0	0	0	0
Track	0	0	0	0	0
Pool	0	0	0	0	0
Playground	8	8	0	0	0
Skateboarding	2	1	0	1	0
Exercise Stations	0	0	0	0	0
Rock Climbing	0	0	0	0	0



## Park Features and Amenities

Staff assessed each park for a specific list of features and amenities to determine if the feature or amenity was present and to rate the condition of the surface or feature.

When staff were unable to determine the condition of one or more features of a specific type (if more than one present), they rated the features of that type that were able to be rated. When any features of a specific type could not be rated due to construction/repairs or seasonal closure staff selected not rated.

### Feature or Amenity Descriptions

**Green Space:** This includes natural or landscaped space not specifically designated for physical activity

- **Beaches:** This includes natural or man-made beaches on the edge of water features such as lakes, rivers, and lagoons, as well as beaches at coastal parks.
- **Beaches Swimmable:** This includes any beach area with minimal shore break for a 3-5 year old to swim in.
- **Beaches Recreational:** This includes any beach with facilities for family picnics, barbecues, sports, water-sports, etc.
- **Beaches with Lifeguard:** This may be a swimmable beach, recreational beach, or both wherein lifeguards are present to monitor activities and to alert families of changing currents.
- **Other Water Features:** This includes natural or man-made bodies of water that may be present, including streams, creeks, rivers, ponds, lakes, lagoons, and in case of coastal parks, ocean.

- **Shelters:** This refers to a permanent structure with a roof to protect users from rain or sun. Walls are not required. Cloth or lattice canopies over picnic tables or exercise equipment and pergolas are not included.
- **Picnic Tables, Shaded:** This refers to a table top with benches, including outdoor lunch tables. Shade can be provided by tree or a structure.
- **Picnic Tables, not Shaded:** This refers to a table top with benches including outdoor lunch tables. These include tables without trees or a structure.
- **Benches:** Benches are structures designed to function as seating. These do not include picnic tables or retaining/supporting/landscaped walls whose primary function is not seating.
- **Drinking Fountains:** These include freestanding or attached water dispensers intended for drinking.
- **Decorative Water Fountains:** These include ornamental structures from which jet(s) or stream(s) of water is issued and reflecting pools. Decorative fountains are not used for drinking or swimming.
- **Trash Containers:** These are receptacles for litter and refuse that can be made of metal, plastic, or paper/plastic bags. They may be stand-alone or attached to a building.
- **Grills/Fire Pits:** These are structures designed for cooking meats or other foods over open fire. A fire pit may be built directly into the ground or may be a wide and low metal container that holds coals or wood.
- **Fence:** Large areas of the park are enclosed by a fence.
- **Trails:** These include paved or unpaved pathways or footpaths for walking, biking, roller-skating, etc. Trails are distinct from running/walking tracks in that they tend not follow a strict oval shape, but will usually follow an irregular direction and cover a greater distance than a track.

## Survey Results of Park Features and Amenities

Among the 10 parks in Kenai, there were a total of 50 features and amenities, of which 37 were rated as ok/good and 13 were not rated. Among rated features and amenities, all (100%) were rated as ok/good. The most common features and amenities present were green space, shaded picnic tables, benches, and shelters. Table S.1.4 summarizes the total number and condition of features/amenities assessed.

**Table S.1.4. Park features and amenities across all ten parks in Kenai**

Feature	Total Number of the feature	Condition of the Feature		
		OK/Good	Poor	Not rated
Green Space	9	0	0	9
Beach swim	0	0	0	0
Beach recreational	1	1	0	0
Beach lifeguard	0	0	0	0
Waterpark	1	1	0	0
Shelters	6	6	0	0
Picnic Tables w/Shade	8	8	0	0
Picnic Tables w/o Shade	2	2	0	0
Benches	6	6	0	0
Drinking fountain	2	0	0	2
Décor fountain	1	0	0	1
Trash bins	5	5	0	0

Feature	Total Number of the feature	Condition of the Feature		
		OK/Good	Poor	Not rated
Grills	4	4	0	0
Fence	3	3	0	0
Trails	2	1	0	1

### Incivilities

Staff assessed each park for a list of incivilities and how much each was present. The term incivility is used to describe items in the environment that might discourage physical activity. These items are often signs of area deprivation or markers of blight. The following items in this section were used to assess the physical disorder of the park grounds environment.

- **Garbage/Litter:** Includes paper, packaging, and other items of refuse not included in other categories below.
- **Broken Glass:** Includes any types of broken glass, such as bottles, etc.
- **Graffiti/Tagging:** Refers to “unapproved” writing such as painted or drawn signs or symbols (e.g., gang insignia) on the building and/or exterior property. Do not include painted murals or public art.
- **Evidence of Alcohol Use:** This includes beer or other alcohol-related bottles, cans or caps littering the ground or in/around overflowing trash cans. The insides of trash cans were not checked for evidence of alcohol use.
- **Evidence of Substance Abuse:** This includes syringes, baggies, rolling papers, etc.
- **Sex Paraphernalia:** This includes condoms, condom wrappers, or other contraceptive device/material, or visible pornographic reading material.

- **Dog Refuse:** There is dog refuse visible.
- **Dogs Unattended:** There are dogs who wander the facility unsupervised.
- **Vandalism:** There are broken windows or other broken features.

Staff looked for incivilities throughout the park and assigned a score for each incivility type based upon the amount that was present across the park settings. The possible ratings were: none (0), a little (1), some (2), and 3 (a lot). For the community, the average rating for each item was used.

Among the ten parks in Kenai, there was no evidence of any of the surveyed incivilities. (Table S.1.5). However, the presence of some snow cover at all sites may have obscured some evidence of incivilities.

**Table S.1.5. Average Amount of Each Incivility across 10 parks in Kenai**

<b>Incivility Type</b>	<b>Amount</b>
<b>Garbage</b>	None
<b>Broken glass</b>	None
<b>Graffiti/Tagging</b>	None
<b>Evidence of Alcohol use</b>	None
<b>Evidence of Substance Abuse</b>	None
<b>Sex Paraphernalia</b>	None
<b>Dog Refuse</b>	None
<b>Dogs Unattended</b>	None
<b>Vandalism</b>	None

## **Section 2. Assessment of Schools**

Method: The tool used to assess schools is modified from the Bridging the Gap Program, University of Illinois at Chicago, School Observation Form (See APPENDIX

for form used. Some amenities listed on the form were not surveyed at the Kenai schools.). The purpose of this survey is to improve our understanding of the availability and quality of physical activity features that are located on school grounds in CHL communities. A complete list of schools that were located within the community boundary, or on the periphery, and their locations was compiled for each community by local staff. Staff then assessed up to ten schools per community or assessed all of them when there were fewer than ten schools in a community. Staff were instructed to spend

about 30 minutes walking through each school grounds to survey its accessibility, setting, amenities, sports fields (e.g., soccer, football, baseball), courts (e.g., tennis, basketball, volleyball), other features (e.g. track, pool, and playground) and incivilities.

**Eligible schools:** All school grounds were eligible for assessment. This includes schools sharing some sports features with an adjacent park.

### **School Setting, Parking, Sidewalks, and Amenities**

Method: Upon entering the school, staff assessed some aspects of the school setting, parking and sidewalk features.

Observations on school setting included whether it was adjacent to a park. In Kenai 10 schools were surveyed, including one Head Start facility. Among the 10 schools, 8 had information on whether the school was adjacent to a park. None (0.0%) of the schools were adjacent to a park.

All (100.0%) schools had on-site parking with lighting, while 9 (90.0%) had bicycle parking. All ten (100.0%) schools had a sidewalk with overhead lighting leading up to the entrance of the school.

**Table S.2.1. School Setting (N=10 unless otherwise noted)**

<b>School Setting</b>	<b>Number</b>	<b>Percent</b>
<b>Setting (n=8)</b>		
<b>Adjacent to a park</b>	0	0.0%
<b>Shares sports features with a park</b>	0	0.0%
<b>Parking</b>		
<b>Parking on-site available (not including street parking)</b>	10	100.0%
<b>Parking has lights</b>	10	100.0%
<b>Bicycle parking racks or cages available</b>	9	90.0%
<b>Sidewalk</b>		
<b>Sidewalks on street lead up to the entrance</b>	10	100.0%
<b>Sidewalks have lighting</b>	10	100.0%

### **School Access and Barriers to Entry**

Staff assessed each school for signage limiting entry and any physical barriers around the perimeter of the school. Among the ten schools surveyed in Kenai, 10 (100.0%) had signage indicating the school name, none had signage stating that public use of the school was limited to specific times (e.g. after school), none of the schools had signage indicating that the school was private or had restricted access at all times (e.g. no trespassing, school use only), and none of the schools had a locked fence or other physical barrier around the perimeter.

**Table S.2.2. School Access and Barriers (N=10)**

<b>Access and barriers</b>		
<b>Signage indicates school name</b>	10	100.0%
<b>Signage states public use of area is limited to specific times</b>	0	0.0%
<b>Signage states area is private or restricted access at all times</b>	0	0.0%
<b>Locked fence or other physical barrier around the perimeter prevents public access</b>	0	0.0%

### **Sports Features**

Staff assessed each school for a specific list of sports features to determine the number of each feature present and whether such a feature had lighting or not. Staff also rated the condition of each feature. These features are the same as those included in the assessment of parks.

### **Condition of the Feature**

Staff rated the condition and the presence of lighting for each feature item. The condition of a feature could be recorded as “poor”, “okay/good”, or “not rated”. When there was more than one of a particular feature, each was evaluated for condition while the presence of lighting was assessed across all features. For example, if a school had 3 basketball courts and 2 were in okay condition, 1 was in poor condition, and 1 of them had lighting, then the staff would record the number of basketball courts as 3, 2 of which were rated okay/good, 1 was rated as poor, and that this school had lighting for this feature.



Feature condition was rated based on the feature's surface and related equipment, if any was available for the feature. Ultimately the feature condition rating was related to whether or not players could safely play or engage in physical activity on a feature without risking injury or falling. Staff took into consideration the type of activities that would take place on or within a particular feature as well as the material comprising the surface when considering its condition. When assessing the condition of equipment used for physical activity, staff took into consideration age, functionality, wear and tear, damage such as dents or sharp edges, missing pieces, and rust. For example, if a playing surface was composed of concrete, staff assessed whether smooth concrete covered the entire surface and looked for cracks or uneven slabs in the concrete surface.

### **Survey Results for Sports Features**

Across the ten schools surveyed in Kenai, there were a total of 38 sports features, of which 11 were rated as ok/good and 27 were not rated.

Basketball courts were the most frequent features (9), followed by playgrounds (7), soccer fields (7), and multiuse fields (5). Playgrounds may be of particular interest to families with young children. Among the 7 playgrounds in Kenai, 5 were rated ok/good while 2 were not rated, and 5 playground areas had lighting. The following table (Table S.2.3) summarizes the number of each sports feature, the condition of the feature, and whether lighting was present for the feature across all 10 schools in Kenai.

**Table S.2.3. Sports features across all 10 schools in Kenai**

Feature	Total number of the feature	Condition of the Feature			Number of features w/ Lighting
		OK/Good	Poor	Not rated	
Field multiuse	5	1	0	4	2
Field football	3	0	0	3	3
Field baseball	1	0	0	1	1
Field soccer	7	0	0	7	4
Court basketball	9	3	0	6	8
Court tennis	0	0	0	0	0
Court volleyball	0	0	0	0	0
Court multiuse	3	0	0	3	2
Track	0	0	0	0	0
Pool	0	0	0	0	0
Playground	7	5	0	2	5
Skateboarding	2	1	0	1	2
Exercise Stations	0	0	0	0	0
Rock Climbing	1	1	0	0	0

### School Features and Amenities

Method: Staff assessed each school for a specific list of features and amenities to determine if the feature or amenity was present and to rate the condition of the surface or feature. These features are the same as those included in the assessment of parks.

When staff were unable to determine the condition of one or more features of a specific type (if more than one present), they rated the features of that type that were able to be rated. When any features of a specific type could not be rated due to construction/repairs or seasonal closure staff selected not rated.

### Survey Results of School Features and Amenities

Among the 10 schools in Kenai, there were a total of 26 features and amenities, of which 10 were rated as ok/good and 16 were not rated. The most common features and amenities present were green spaces (10), trash bins (4), benches (4), and fences (4). Table S.2.4 summarizes the total number and condition of each individual feature/amenity assessed.

**Table S.2.4. Features and amenities across all 10 schools in Kenai**

Feature	Total Number of the feature	Condition of the Feature		
		OK/Good	Poor	Not rated
Green Space	10	0	0	10
Beach swim	0	0	0	0
Beach recreational	0	0	0	0
Beach lifeguard	0	0	0	0
Waterpark	0	0	0	0
Shelters	1	1	0	0
Picnic Tables w/Shade	0	0	0	0
Picnic Tables w/o Shade	2	1	0	1
Benches	4	2	0	2

Feature	Total Number of the feature	Condition of the Feature		
		OK/Good	Poor	Not rated
Drinking fountain	0	0	0	0
Décor fountain	0	0	0	0
Trash bins	4	3	0	1
Grills	0	0	0	0
Fence	4	3	0	1
Trails	1	0	0	1

### Incivilities

Method: Staff assessed each school for a list of incivilities and how much each was present. The term incivility is used to describe items in the environment that might discourage physical activity. These items are often signs of area deprivation or markers of blight. The following items in this section were used to assess the physical disorder of the school grounds environment. These incivilities are the same as those included in the assessment of parks.

### Amount of Incivilities

Staff looked for incivilities throughout the school and assigned a score for each of 9 incivility types based upon the amount that was present across the school settings. The possible ratings were: none (0), a little (1), some (2), and 3 (a lot). For the community, average rating for each of the item was used.

Among the 10 schools in Kenai, there no evidence of any of the types of incivilities surveyed. (Table S.2.5). In four cases, the surveys were done while

there was some snow on the ground, which could have obscured some evidence of incivilities.

**Table S.2.5. Average Amount of Each Incivility across 10 schools in Kenai**

<b>Incivility Type</b>	<b>Amount</b>
<b>Garbage</b>	None
<b>Broken glass</b>	None
<b>Graffiti/Tagging</b>	None
<b>Evidence of Alcohol use</b>	None
<b>Evidence of Substance Abuse</b>	None
<b>Sex Paraphernalia</b>	None
<b>Dog Refuse</b>	None
<b>Dogs Unattended</b>	None
<b>Vandalism</b>	None

**The original form can be viewed at:**

[http://www.bridgingthegapresearch.org/\\_asset/fv3642/BTGCOMP\\_School\\_2012.pdf](http://www.bridgingthegapresearch.org/_asset/fv3642/BTGCOMP_School_2012.pdf)

### **Section 3. Assessment of Physical Activity Facilities**

Method: The tool used to assess physical activity (PA) facilities is modified from the Bridging the Gap Program, University of Illinois at Chicago, PA Facility Observation Form (See APPENDIX for form used). The purpose of this survey is to improve our understanding of the availability and quality of physical activity features that are located on PA facility grounds in CHL communities. A complete list of PA facilities that were located within the community boundary, or on the periphery, and their locations was

compiled for each community by local staff. Staff then assessed up to ten PA facilities per community or assessed all of them when there were fewer than ten PA facilities in a community. Staff were instructed to spend about 30 minutes walking through each PA facility grounds to survey its setting, amenities, sports fields (e.g., soccer, football, baseball), courts (e.g., tennis, basketball, volleyball), other features (e.g. track, pool, and playground) and incivilities.

### **Eligible PA facilities:**

Observations in PA facilities included for-profit and non-profit facilities. Examples of non-profit PA facilities are public community recreation centers, YMCA/YWCAs, and Boys and Girls Clubs (BGCs). For-profit PA facilities include gyms, health clubs, and other physical-activity related businesses that allow patrons to come in and use equipment or other facilities (e.g., courts, gymnasiums), usually for a recurring fee or membership schedule.

Seven facilities were assessed in Kenai.

### **PA facility Setting and Fees**

Upon entering the PA facility, staff assessed the PA facility setting and fees.

Observations on PA facility setting included facility type, the presence of indoor and outdoor sports features, childcare and teen services, and types of fees. Four (57.1%) of the facilities surveyed in Kenai were For-Profit facilities, and 3 (42.9%) were community recreation centers. Six (85.7%) had only indoor sports features, and 1 (14.3%) had both indoor and outdoor features. Three (42.9%) had childcare available, and 2 (28.6%) had teen services. Daily fees were charged by all 7 (100.0%) facilities, and 6 (85.7%) offered low income discounts. Information on discounts for youth was available

for 6 facilities. Five (83.3%) of the six offered youth discounts. Table S.3.1 summarizes this information.

**Table S.3.1. PA facility Setting (N=7 unless otherwise noted)**

<b>PA facility Setting</b>	<b>Number</b>	<b>Percent</b>
<b>Setting</b>		
Community Recreation Center	3	42.9%
Boys and Girls Club	0	0.0%
Church Community Center	0	0.0%
YMCA/YWCA	0	0.0%
For-Profit PA Facility	4	57.1%
Other	0	0.0%
<b>Sport feature location</b>		
Indoor	6	85.7%
Outdoor	0	0.0%
Both Indoor and Outdoor	1	14.3%
<b>Services</b>		
Childcare	3	42.9%
Teen activities	2	28.6%
<b>Fees</b>		
Daily Fees	7	100.0%
Fee discount for low-income	6	85.7%
Fee discount for youth (n=6)	5	83.3%

## PA facility Parking, Sidewalks and Amenities

Staff assessed each PA facility for on-site parking, parking overhead lighting, bicycle parking, a sidewalk leading up to the entrance, and sidewalk overhead lighting. Among the seven PA facilities surveyed in Kenai, all 7 (100.0%) had on-site parking with overhead lighting, and 2 (28.6%) had bicycle parking. Six (85.7%) had a sidewalk leading up to the entrance, and all of these sidewalks had overhead lighting.

Observations on PA facility amenities included whether it had restrooms, showers, and beverage vending machines both inside and outside. Among the 7 PA facilities, all (100.0 %) had restrooms, showers and beverage vending machines inside. Only 1 facility had information on outdoor restrooms, showers and vending machines, and these amenities were not present. Table S.3.2 summarizes this information.

**Table S.3.2. PA facility Amenities (N=7 unless otherwise noted)**

<b>Access and barriers</b>		
<b>Parking</b>		
<b>Parking on-site available (not including street parking)</b>	7	100.0%
<b>Parking has lights</b>	7	100.0%
<b>Bicycle parking racks or cages available</b>	2	28.6%
<b>Sidewalk</b>		
<b>Sidewalks on street lead up to the entrance</b>	6	85.7%
<b>Sidewalks have lighting</b>	6	85.7%
<b>Amenities</b>		
<b>Restrooms present inside</b>	7	100.0%
<b>Showers present inside</b>	7	100.0%



<b>Access and barriers</b>		
<b>Beverage vending machines present inside</b>	7	100.0%
<b>Restrooms present outside(n=1)</b>	0	0.0%
<b>Showers present outside (n=1)</b>	0	0.0%
<b>Beverage vending machines present outside (n=1)</b>	0	0.0%
<b>Restrooms present inside or outside</b>	7	100.0%
<b>Showers present inside or outside</b>	7	100.0%
<b>Beverage vending machines present inside or outside</b>	7	100.0%

### **Sports Features**

Staff assessed each PA facility for a specific list of sports features indoors and outdoors to determine the number of each feature present, the condition of each feature, and, for outdoor features, whether lighting was present. Staff also rated the condition of each feature.

### **Condition of the Feature**

Staff rated the condition for each feature item and, for outside features, the presence of lighting. The condition of a feature could be recorded as “poor”, “okay/good”, or “not rated”. When there was more than one of a particular feature, each was evaluated for condition while the presence of lighting was assessed across all features. For example, if a PA facility had 3 basketball courts and 2 were in okay condition, 1 was in poor condition, and 1 of them had lighting, then the staff would record the number of

basketball courts as 3, 2 of which were rated okay/good, 1 was rated as poor, and that this PA facility had lighting for this feature.

Feature condition was rated based on the feature's surface and related equipment, if any was available for the feature. Ultimately the feature condition rating was related to whether or not players could safely play or engage in physical activity on a feature without risking injury or falling. Staff took into consideration the type of activities that would take place on or within a particular feature as well as the material comprising the surface when considering its condition. When assessing the condition of equipment used for physical activity, staff took into consideration age, functionality, wear and tear, damage such as dents or sharp edges, missing pieces, and rust. For example, if a playing surface was composed of concrete, staff assessed whether smooth concrete covered the entire surface and looked for cracks or uneven slabs in the concrete surface.

### **Survey Results for Indoor Sports Features**

Across the seven PA facilities surveyed in Kenai, there were a total of 40 indoor sports features, of which 39 were rated as ok/good and 1 was not rated.

Exercise machine areas were the most common feature (16), followed by multipurpose rooms (11), and volleyball courts (5). Table S.3.3 summarizes the number of each sports feature and the condition of the feature across all 7 PA facilities in Kenai.

**Table S.3.3. Indoor sports features across all 7 PA facilities in Kenai**

Feature	Total number of the feature	Condition of the Feature		
		OK/Good	Poor	Not rated
Field soccer	0	0	0	0
Court basketball	0	0	0	0
Court tennis	0	0	0	0
Court volleyball	5	5	0	0
Court racquetball	2	2	0	0
Court multiuse	2	2	0	0
Multipurpose room	11	11	0	0
Exercise machine area	16	16	0	0
Gymnastics facilities	0	0	0	0
Running/ Walking track	0	0	0	0
Pool >3 feet deep	1	1	0	0
Skateboarding	2	2	0	0
Rock Climbing	1	0	0	1

### Survey Results for Outdoor Sports Features

Across the seven PA facilities surveyed in Kenai, there were just 2 outdoor sports features, one rated as ok/good and 1 not rated. Neither of the facilities had lighting on outdoor features.

There was one multiuse field, and one playground. Playgrounds may be of particular interest to parents of young children. The following table (Table S.3.4) summarizes the

number of each sports feature and the condition of the feature across all 7 PA facilities in Kenai.

**Table S.3.4. Outdoor sports features across all 7 PA facilities in Kenai**

Feature	Total number of the feature	Condition of the Feature			Number of facilities w/ Lighting
		OK/Good	Poor	Not rated	
Field multiuse	1	0	0	1	0
Field football	0	0	0	0	0
Field baseball	0	0	0	0	0
Field soccer	0	0	0	0	0
Court basketball	0	0	0	0	0
Court tennis	0	0	0	0	0
Court volleyball	0	0	0	0	0
Court multiuse	0	0	0	0	0
Running/walking track	0	0	0	0	0
Pool <3 feet deep	0	0	0	0	0
Pool wading	0	0	0	0	0
Playground	1	1	0	0	0
Skateboarding	0	0	0	0	0
Exercise Stations	0	0	0	0	0
Rock Climbing	0	0	0	0	0

## PA facility Amenities

Method: Staff assessed each PA facility for a specific list of amenities to determine if the amenity was present and to rate the condition of the item.

When staff were unable to determine the condition of one or more features of a specific type (if more than one present), they rated the features of that type that were able to be rated. When any features of a specific type could not be rated due to construction/repairs or seasonal closure, staff selected not rated.

Among the 7 PA facilities in Kenai, there were a total of 9 amenities, of which 8 were rated as ok/good, and 1 was not rated. The amenities present were indoor drinking fountains (7), trash containers (1), and benches (1). Table S.3.5 summarizes the features/amenities surveyed.

**Table S.3.5. Amenities across all 7 PA facilities in Kenai**

Feature	Total Number of the feature	Condition of the Feature		
		OK/Good	Poor	Not rated
Drinking fountain indoor	7	6	0	1
Drinking fountain outdoor	0	0	0	0
Trash container	1	1	0	0
Benches	1	1	0	0

## Incivilities

Method: Staff assessed each PA facility for a list of incivilities and how much each was present. The term incivility is used to describe items in the environment that might

discourage physical activity. These items are often signs of area deprivation or markers of blight.

These incivilities are the same as those included in the assessment of parks. Staff looked for incivilities throughout the PA facility and assigned a score for each of 9 incivility types based upon the amount that was present across the PA facility ground. The possible ratings were: none (0), a little (1), some (2), and 3 (a lot). For the community, an average rating for each item was used.

Among the seven PA facilities in Kenai, the only evidence of any of the incivilities assessed was a little garbage. Snow was present at two of the sites surveyed, and may have obscured some evidence of incivilities. Table S.3.6 shows all assessed incivilities.

**Table S.3.6. Average Amount of Each Incivility across 7 PA facilities in Kenai**

<b>Incivility Type</b>	<b>Amount</b>
<b>Garbage</b>	A little
<b>Broken glass</b>	None
<b>Graffiti/Tagging</b>	None
<b>Evidence of Alcohol use</b>	None
<b>Evidence of Substance Abuse</b>	None
<b>Sex Paraphernalia</b>	None
<b>Dog Refuse</b>	None
<b>Dogs Unattended</b>	None
<b>Vandalism</b>	None

## **Section 4. Assessment of Fast Food Outlets**

Method: The tool used by CHL to assess fast food outlets (FFO) is modified from the Bridging the Gap Program (BTG), University of Illinois at Chicago. The BTG-COMP Fast Food Observation Form was designed to assess a variety of attributes in the fast food outlet environment, including advertising and marketing, availability of nutritional information and healthy options, availability and pricing of specific food and beverage items, as well as other characteristics of the facility. (See APPENDIX for CHL form used.) The purpose of this data collection is to characterize the away-from-home food environment, with a focus on fast-food outlets and pizzerias, which are often popular destinations for youth.

### **Eligible Fast Food Outlets:**

Any national and regional fast food chains or franchises and independent fast food outlets that were located within Kenai were eligible. Fast food outlets are most often characterized by the fact that customers order and pay at the counter prior to eating. Data collection was also conducted in pizzerias, which may have table service. Specialty snack/drink shops where 50% or more of the menu items are a snack or drink item (e.g. Dunkin' Donuts, Starbucks, Baskin Robbins, Auntie Anne's Pretzels, Tropical Smoothie Café), buffets, and "take & bake" pizza places (e.g. Papa Murphy's, Homemade Pizza Co.) were excluded.

In Kenai, ten fast food outlets were assessed.

## Outlet Type and Shared Space

Upon entering the outlet, staff assessed the outlet type according to the main cuisine or type of food/beverages on the menu board and whether it shared space with another business.

The outlet type was selected from a list, or other could be selected. Among the 10 fast food outlets in Kenai, 3 (30.0%) were Sandwich or Sub Shops, 3 (30.0%) were Pizzeria/Italian outlets, 2 (20.0%) were Burger and Fries outlets, 1 (10.0%) was a Mexican/Latin American fast food outlet, and 1(10.0%) was in the other category and described as an Ice Cream/Shakes outlet.

Each outlet was assessed for whether it had its own building /exterior or whether it shared spaced with a food court, grocery store, gas station, or other restaurant. Two (20.0%) of the outlets in Kenai shared space with food courts. Information on space shared with grocery stores was available for 9 of the outlets. One (11.1%) of these shared space with a grocery store. Among the eight outlets with information available, none shared space with a restaurant or gas station. Table S.4.1 summarizes this information.

**Table S.4.1. Outlet Type and Shared Space (N=10 unless otherwise noted)**

Outlet Setting	Number	Percent
<b>Outlet Type</b>		
<b>Burger and Fries</b>	2	20.0%
<b>Mexican/Latin American</b>	1	10.0%
<b>Fried Chicken/Fried Fish</b>	0	0.0%
<b>Sandwich or Sub Shop</b>	3	30.0%
<b>Sandwich/Pastry</b>	0	0.0%



Outlet Setting	Number	Percent
<b>Pizzeria/Italian</b>	3	30.0%
<b>Plate Lunch/Lunch Truck</b>	0	0.0%
<b>Chinese/Pan-Asian</b>	0	%
<b>Other, SPECIFY: Ice Cream/Shakes</b>	1	10.0%
<b>Shared Space</b>		
<b>Food Court</b>	2	20.0%
<b>Grocery Store(n=9)</b>	1	11.1%
<b>Gas Station(n=8)</b>	0	0.0%
<b>Other Restaurant(n=8)</b>	0	0.0%

### Outlet Parking, Sidewalks, and Exterior Amenities

Staff assessed each outlet for certain amenities such as on-site parking, bicycle parking, parking overhead lighting, sidewalks, and sidewalk overhead lighting.

Among the 10 fast food outlets surveyed in Kenai, 8 (80.0%) had on-site parking, and in all 8 (80.0%) cases the parking had overhead lighting. Two (20.0%) had bicycle parking. Seven (70.0%) had a sidewalk leading up to the entrance and all 7 (70.0%) had sidewalk lighting.

Observations on outlet amenities included whether it had outdoor seating, bars on the windows, an exterior play area, an indoor play area visible from the outside, and a drive-through window. Among the 10 fast food outlets in Kenai, none had outdoor seating, bars on the windows, or exterior play areas. Five (50.0%) outlets had drive-thru

windows, and 1 (10.0%) had an indoor play area that was visible from the outside. This information is summarized in Table S.4.2.

**Table S.4.2. Parking, Sidewalks, and Exterior Amenities (N=10)**

<b>Exterior Feature</b>	<b>Number</b>	<b>Percent</b>
<b>Parking</b>		
<b>Parking on-site available (not including street parking)</b>	8	80.0%
<b>Parking has lights</b>	8	80.0%
<b>Bicycle parking racks or cages available</b>	2	20.0%
<b>Sidewalk</b>		
<b>Sidewalks on street lead up to the entrance</b>	7	70.0%
<b>Sidewalks have lighting</b>	7	70.0%
<b>Outdoor seating</b>	0	0.0%
<b>Bars on windows</b>	0	0.0%
<b>Exterior play area</b>	0	0.0%
<b>Indoor play area visible from outside</b>	1	10.0%
<b>Drive through window</b>	5	50.0%

Staff also assessed the number of external walls visible from the street and the level of graffiti and garbage that was present. Among the 10 fast food restaurants in Kenai, 1 (10.0%) had two visible walls, 3 (30.0%) had three visible walls, and 6 (60.0%) had all four walls visible. This question was intended to give a sense of the size/layout of the restaurant property and the number of sides on which advertisements can be placed.

Staff rated each fast food outlet as having none, a little, some, or a lot of graffiti and garbage. None of the 10 fast food outlets in Kenai had any graffiti or garbage present. This information is summarized in Table S.4.3.

**Table S.4.3. Exterior (N=10)**

<b>Exterior Feature</b>	<b>Number</b>	<b>Percent</b>
<b>Walls visible from street</b>		
0	0	0.0%
1	0	0.0%
2	1	10.0%
3	3	30.0%
4	6	60.0%
<b>Graffiti</b>		
None	10	100.0%
A little	0	0.0%
Some	0	0.0%
A lot	0	0.0%
<b>Garbage</b>		
None	10	100.0%
A little	0	0.0%
Some	0	0.0%
A lot	0	0.0%

## Exterior Marketing

Staff assessed food and beverage advertisements on the building exterior and property, child-targeted marketing on the exterior, and other ad themes.

### Ads on the Building Exterior or Property

The number of advertisements at least 8½ x 11 inches in size that were posted on the building exterior and restaurant property was recorded. To be counted, ads must have been visible from the parking lot(s) and/or from the street(s) bordering the restaurant. Ads which could be considered a price promotion, food ad, beverage ad, or soda ad were separately tallied.

- **Exterior ads:** included those that are on the walls, doors, windows or roof of the building and visible from the parking lot(s) or street(s) bordering the restaurant.
- **Property ads:** include those that are not posted on the building, but are in some other place on the restaurant property such as on a fence, light post, pole, garbage can, parking barrier, play area, or other place. Again, these must be visible from the parking lot(s) or street(s) bordering the restaurant.
- **Price promotion ads** have a price specified or the presence of any of the following word(s): “price,” “sale,” “deal,” “save,” “discount,” or “value.” It also includes any ad promoting a multi- item discount like “Buy one, get one free,” “free with purchase,” “try one free” or related language. It may or may not also have included a food or beverage.
- **Food ads** have an image of and/or a name/description for a food item(s). It may or may not also have included a beverage.
- **Beverage ads** have an image of and/or a name/description for a beverage item(s). This could include, for example, soda, coffee drinks, tea, milkshakes, smoothies, juice, water and other beverages.

- **Soda ads:** have an image of and/or a name/description for a soda. This can include bottled or canned soft drinks, as well as fountain drinks.

All 10 fast food outlets in Kenai were assessed for ads on the building exterior. Among the 10 outlets, there were a total of 22 ads, 4 ads for price promotion, 18 food ads, 9 beverage ads, and 3 soda ads. The mean and standard deviation (sd) for the number of ads on the building exterior of fast food outlets in Kenai is 2.2 (sd=2.0, min=0, max=6). The mean number of ads for a price promotion is 0.4 (sd=0.7, min=0, max=2). The mean number of ads for food is 1.8 (sd=2.2, min=0, max=6). The mean number of ads for beverages is 0.9 (sd=0.9, min=0, max=2). Table S.4.4 summarizes this information. The presence of specific types of ads at each outlet is presented in table S.4.5. The type of ad most commonly observed at FFOs in Kenai were food ads (n=6, 60%) and beverage ads (n=6, 60%), followed by price promo ads (n=3, 30%), and soda ads (n=3, 30%).

Among the 10 fast food outlets in Kenai, there were two ads on outlet property, aside from those on the building exterior. Two of the ads were food ads, and one was also a beverage ad.

**Table S.4.4. Summary of Price Promotion, Food, Beverage, or Soda Ads on the Building Exterior or Property across Fast Food Outlets in Kenai**

Location	# surveyed	Type of Ad				
		Total	Price Promo	Food Ad	Beverage Ad	Soda Ad
Exterior	10	22	4	18	9	3
Property	10	2	0	2	1	0

### Other Ads on the Exterior

Staff also assessed the presence of ads on the outlet’s exterior that included a dollar menu promotion, health claim, cartoon character(s), a celebrity, kids’ meal toy, or other child-directed marketing. Any one ad can be coded as having one or more of the characteristics described above. For example, the same ad could feature both cartoon characters and the kids’ meal toy.

Among all 10 fast food restaurants in Kenai, 2 (20.0%) had dollar menu ads. None of the outlets had a cartoon ad, a celebrity ad, a kids’ meal toy ad, a health ad or other child-directed marketing. Table S.4.5 summarizes this information.

**Table S.4.5. Presence of Ads by Type (N=10)**

Type of Ad	Number	Percent
<b>External</b>		
Price Promo	3	30.0%
Food Ad	6	60.0%
Beverage Ad	6	60.0%
Soda Ad	3	30.0%
<b>Property</b>		
Price Promo	0	0.0
Food Ad	2	20.0%
Beverage Ad	1	10.0%
Soda Ad	0	0.0%
Dollar menu	2	20.0%

Type of Ad	Number	Percent
Health claim	0	0.0%
Cartoon character(s)	0	0.0%
TV/ movie star/sports star/youth celebrity	0	0.0%
Kids' meal toy	0	0.0%
Other child-targeted marketing	0	0.0%

### Counter Service and Restaurant Interior

Staff assessed items describing the type of service offered within the establishment, characteristics of the checkout area, characteristics of the restaurant interior, and availability of self-service beverages and a salad bar.

None of the fast food outlets in Kenai were a drive-in only restaurant, so all were assessed for restaurant interior characteristics. In all 10 (100.0%) of the outlets, food was ordered, picked up, and paid for at the counter. Staff counted the number of cash registers inside of the restaurant and found that 5 (50.0%) of the outlets had one register, 2 (20.0%) had two registers, and 3 (30.0%) had three registers. None of the outlets had a glass or Plexiglas divider between customers and a cash register in the restaurant interior.

Regarding other interior characteristics, 8 (80.0%) of the fast food outlets had indoor seating, 8 (80.0%) had bathrooms available to customers, and 2 (20.0%) had toy displays, one (10.0%) of which was 3 and a half feet or less from the ground (at eye level of children). Regarding specific food and beverage items, 4 (40.0%) outlets had

sweets, such as cookies and candy, near the cash register, 8 (80.0%) had self-serve fountain drinks, and none had free water or self-serve salads. One (10.0%) had an interior play area.

**Table S.4.6 Counter Service and Restaurant Interior (N=10)**

<b>Restaurant Feature</b>	<b>Number</b>	<b>Percent</b>
<b>Drive-in only</b>	0	0.0%
<b>Counter Service</b>		
<b>Ordering food</b>	10	100.0%
<b>Picking up food</b>	10	100.0%
<b>Paying for food</b>	10	100.0%
<b>Interior Register Count</b>		
<b>1 register</b>	5	50.0%
<b>2 registers</b>	2	20.0%
<b>3 registers</b>	3	30.0%
<b>Divider between customer and cash register</b>	0	0.0%
<b>Indoor Seats</b>	8	80.0%
<b>Restrooms</b>	8	80.0%
<b>Indoor displays for kids' meal toys</b>		



<b>Restaurant Feature</b>	<b>Number</b>	<b>Percent</b>
<b>Any ad or display</b>	2	20.0%
<b>Toy display 3½ feet or less from the ground</b>	1	10.0%
<b>Sweet snacks near counter</b>	4	40.0%
<b>Self-serve fountain drinks</b>	8	80.0%
<b>Free water</b>	0	0.0%
<b>Self-serve salad</b>	0	0.0%
<b>Interior Play Area</b>	1	10.0%

**General Menu: Dollar Menu Items, Combo Meals, Salad, Fruits and Vegetables, and Signs for Health Options**

Staff assessed the availability of a dollar menu and specific items on it, combo meals, salads and other fruit and vegetable sides. Signage for “healthy” items on the menu was also assessed.

Among the 10 fast food outlets in Kenai, 2 (20.0%) had a dollar menu, with fruit, dessert, a drink, fries, and entrée each on the dollar menu. Six (60.0%) outlets offered a combo meal, 7 (70.0%) offered a salad as an entrée, and 5 (50.0%) offered low-fat salad dressing.

Staff tallied the number of side items on the menu that were vegetables, fresh fruit, or other fruit besides fresh fruit. Staff looked for the availability of any side salad(s) or other vegetable(s) listed on the menu as a “side” or “extra” and assessed whether it met

the criteria of being non-fried and not having added fat. Vegetables that were part of a main dish were also not counted. Staffed looked for the availability of any fresh fruit listed on the menu as a “side” or “extra.” Beverages such as juice or smoothies were not counted. Staff also looked for the availability of canned, dried, or other processed (not fresh) fruit options listed on the menu as a “side” or “extra.”

Among the 10 fast food outlets in Kenai, 3(30.0%) offered 1 or 2 vegetable items, 3 (30.0%) offered 1 or 2 fresh fruit items, and 1 (10.0%) offered another fruit item.

Staff looked for signage indicating food as low calorie, low fat, low sodium, or healthy. None of the 10 fast food outlets in Kenai had signage for low calorie, low fat, low sodium

or healthy food items. Two (20.0%) of the outlets had liquor on the menu. This information is summarized in Table S.4.7.

**Table S.4.7 General Menu Items (N=10)**

<b>Menu Feature</b>	<b>Number</b>	<b>Percent</b>
<b>Dollar Menu</b>	2	20.0%
<b>Fruit on Dollar Menu</b>	2	20.0%
<b>Dessert on Dollar Menu</b>	2	20.0%
<b>Drink on Dollar Menu</b>	2	20.0%
<b>Fries on Dollar Menu</b>	2	20.0%
<b>Entrée on Dollar Menu</b>	2	20.0%

<b>Menu Feature</b>	<b>Number</b>	<b>Percent</b>
<b>Combo meal</b>	6	60.0%
<b>Salad as an entrée</b>	7	70.0%
<b>Low-fat salad dressing</b>	5	50.0%
<b>Vegetable Items Count</b>		
<b>none</b>	7	70.0%
<b>1-2</b>	3	30.0 %
<b>2-4</b>	0	0.0%
<b>5 or more</b>	0	0.0%
<b>Fruit Items Count</b>		
<b>none</b>	7	70.0%
<b>1-2</b>	3	30.0%
<b>2-4</b>	0	0.0%
<b>Fruit Items Other</b>	1	10.0%
<b>Signage on the menu</b>		
<b>Low calorie</b>	0	0.0%
<b>Low fat</b>	0	0.0%

<b>Menu Feature</b>	<b>Number</b>	<b>Percent</b>
<b>Low sodium</b>	0	0.0%
<b>Healthy</b>	0	0.0%
<b>Liquor</b>	2	20.0%

### **Beverage Item Assessment**

Staff assessed the posted menu board for the availability and price of specific beverage items--such as soda, juice, milk, water, coffee, and shakes--commonly found in fast food establishments. The most commonly available drinks were fountain drinks (n=8, 80.0%), followed by shakes or malts (n=5, 50.0%). Packaged soda, 100% Juice, and bottled water were each available in 4 (40.0%) of the outlets. This information is presented in Table S.4.8.

**Table S.4.8 Beverage Items (N=10)**

<b>Beverage</b>	<b>Number</b>	<b>Percent</b>
<b>Fountain drink</b>	8	80.0%
<b>Packaged soda</b>	4	40.0%
<b>100% Juice</b>	4	40.0%
<b>Milk, skim or 1% fat (unflavored)</b>	3	30.0%
<b>Milk, whole/Vit D or 2% fat (unflavored)</b>	1	10.0%

Beverage	Number	Percent
Bottled Water	4	40.0%
Flavored Coffee Drinks (hot or iced)	1	10.0%
Shakes or Malts	5	50.0%
Flavored Milk (e.g., chocolate, strawberry) (n=4)	1	10.0%

### Food Item Assessment

Staff assessed the posted menu board for the availability and price for specific food items commonly found in fast food establishments and pizzerias. Among the 10 fast food outlets in Kenai, the most commonly available food items from the list of specific foods were entrée salads and sub sandwiches, each available in 6 ( 60.0%) of the outlets. French fries and chicken sandwiches were each available in 4 (40.0%) of the outlets. This information is presented in Table S.4.9.

**Table S.4.9 Food Items (N=10)**

Food	Number	Percent
French fries	4	40.0%
Cheeseburger	2	20.0%
Chicken Sandwich, with roasted or grilled chicken	4	40.0%
Entrée salad, with roasted or grilled chicken	6	60.0%

<b>Food</b>	<b>Number</b>	<b>Percent</b>
<b>Fried chicken – legs, drumstick, and thigh</b>	2	20.0%
<b>Cheese pizza, thin crust</b>	3	30.0%
<b>Taco with ground beef</b>	2	20.0%
<b>Sub sandwich, with turkey and cheese</b>	6	60.0%

### **Children’s Menu Assessment**

Staff assessed each outlet for items that were available and promoted to children (usually ages 12 and under), via the establishment’s kids’ meal or kids’ menu. Staff looked for healthy beverage and food options and asked for these items when they were not posted on the menu board. Staff also assessed the availability of toys.

Among the 10 fast food outlets in Kenai, 6 (60.0%) had a kids’ menu or meal available. Four (40.0%) outlets had an unflavored skim/1% milk, 100% juice, or bottled water option on the board and when asked. Three (30.0%) outlets had a fruit, vegetable (only non-fried vegetables w/o added fat), salad or yogurt option on the board, and one more outlet offered this option if asked. One (10.0%) outlet offered a free toy with the kids’ meal, as well as a toy for an additional charge. This information is summarized in Table S.4.10.

**Table S.4.10 Children's Menu (N=10 unless otherwise noted)**

<b>Menu feature</b>	<b>Number</b>	<b>Percent</b>
<b>Kids' menu or meal</b>	6	60.0%
<b>Unflavored skim/1% milk, 100% juice, or bottled water (listed or shown on board)</b>	4	40.0%
<b>Unflavored skim/1% milk, 100% juice, or bottled water (available when asked)(n=9)</b>	3	33.3%
<b>Fruit, vegetable (only non-fried vegetables w/o added fat), salad or yogurt (listed or shown on board)</b>	3	30.0%
<b>Fruit, vegetable (only non-fried vegetables w/o added fat), salad or yogurt (available when asked)(n=9)</b>	3	33.3%
<b>Free toy with kids' meal</b>	1	10.0%
<b>Toy for additional charge</b>	1	10.0%

### **Appendix: CHL Adapted Forms**

- CHL Park Observation Form
- CHL School Observation Form
- CHL PA Facility Observation Form
- Fast Food Observation Form

**BTG-COMP ■ PARK OBSERVATION FORM ■  
Ammended for CHL**



**Children's Healthy  
Living Program**

JURISDICTION:  COMMUNITY:  PARK ID :  PARK NAME:  GEOGRAPHIC COORDINATES:  ADDRESS:	<b>COMPLETION CODE</b>	
	COMPLETED	<input type="checkbox"/> 01
	PARTIALLY COMPLETED – CODE DISPOSITION	<input type="checkbox"/> 02
	NOT STARTED – CODE DISPOSITION	<input type="checkbox"/> 03
	NOT ELIGIBLE – CODE DISPOSITION	<input type="checkbox"/> 96
	<b>DISPOSITION CODE</b>	
Temporarily not accessible	<input type="checkbox"/> 1	
Not safe	<input type="checkbox"/> 2	
DATE ___ - ___ -20 ___ STAFF 1 _____ STAFF2 _____  START TIME ___:___ <input type="checkbox"/> AM <input type="checkbox"/> PM      END TIME ___:___ <input type="checkbox"/> AM <input type="checkbox"/> PM	Asked to leave	<input type="checkbox"/> 3
	Address not found	<input type="checkbox"/> 5
	Does not meet study criteria – DESCRIBE IN NOTES	<input type="checkbox"/> 7
	Permanently closed / Does not exist	<input type="checkbox"/> 8
	Other (SPECIFY):	<input type="checkbox"/> 6

**NOTES**

**A. SETTING, PARKING AND AMENITIES**

A1. Setting		A3. Does the park have...?		NO	YES		
a. What type of setting is this?		a. Closing Time Signage		<input type="checkbox"/> 0	<input type="checkbox"/> 1		
Public Park	<input type="checkbox"/> 1	b. Restrooms/Port-o-lets		<input type="checkbox"/> 0	<input type="checkbox"/> 1		
Other, SPECIFY:	<input type="checkbox"/> 8	c. Showers/Locker Rooms		<input type="checkbox"/> 0	<input type="checkbox"/> 1		
b. Is the park adjacent to a school? <small>IF NO, SKIP TO A2</small>		<input type="checkbox"/> 0	<input type="checkbox"/> 1	d. Beverage Vending Machines			
<small>IF Yes RECORD NAME of School:</small>		IF A3d=0, SKIP 1-5 1. Plain Bottled Water <input type="checkbox"/> 0 <input type="checkbox"/> 1 2. 100% Juice <input type="checkbox"/> 0 <input type="checkbox"/> 1 3. Regular Soda <input type="checkbox"/> 0 <input type="checkbox"/> 1 4. Diet Soda <input type="checkbox"/> 0 <input type="checkbox"/> 1 5. Other Sweetened Beverages <input type="checkbox"/> 0 <input type="checkbox"/> 1		A4. Is there an entrance fee?			
b1. Do park and school share sports features?				<input type="checkbox"/> 0	<input type="checkbox"/> 1	<input type="checkbox"/> 0	<input type="checkbox"/> 1
A2. Does the park have...?				NO	YES	A5. Access signage and barriers to entry	
a. Parking On-Site				<input type="checkbox"/> 0	<input type="checkbox"/> 1	a. Signage indicates park/school name	
1. Lighted Parking (IF A2a=0, LEAVE BLANK)	<input type="checkbox"/> 0 <input type="checkbox"/> 1					<input type="checkbox"/> 0	<input type="checkbox"/> 1
b. Sidewalk on street leading to entrance		<input type="checkbox"/> 0	<input type="checkbox"/> 1	b. Signage states public use of area is limited to specific hours/period of daytime			
1. Sidewalk Lighting (IF A2b=0, LEAVE BLANK)	<input type="checkbox"/> 0 <input type="checkbox"/> 1			<input type="checkbox"/> 0	<input type="checkbox"/> 1		
c. Bicycle Parking		<input type="checkbox"/> 0	<input type="checkbox"/> 1	c. Signage states area is private or restricted access at all times (e.g. no trespassing)			
				<input type="checkbox"/> 0	<input type="checkbox"/> 1		
				<input type="checkbox"/> 0	<input type="checkbox"/> 1		
				<input type="checkbox"/> 0	<input type="checkbox"/> 1		

IF YES TO A5c AND/OR A5d, BE SURE YOU HAVE CODED A1 AND MARK THE COMPLETION CODE AS 02 (PARTIALLY COMPLETED). YOU DO NOT NEED TO CODE THE REST OF THE FORM.



## B. SPORTS FEATURES

MARK "X" IN BOX IF NO SPORTS FEATURES AND SKIP SECTION B


FOR EACH FEATURE BELOW, COMPLETE ITEM B1  IF B1 TOTAL >0, CODE B2 AND B3	B1. How Many?		B2. Condition of Feature – How many in each?					B3. Does the Feature have Lighting?	
	TALLY	TOTAL	1. POOR		2. OK/GOOD		COULD NOT RATE	NO	YES
			TALLY	TOTAL	TALLY	TOTAL			
a. Field, Multi-use		▬▬▬		▬▬▬		▬▬▬	▬▬▬	<input type="checkbox"/> 0	<input type="checkbox"/> 1
b. Field, Football		▬▬▬		▬▬▬		▬▬▬	▬▬▬	<input type="checkbox"/> 0	<input type="checkbox"/> 1
c. Field, Baseball		▬▬▬		▬▬▬		▬▬▬	▬▬▬	<input type="checkbox"/> 0	<input type="checkbox"/> 1
d. Field, Soccer		▬▬▬		▬▬▬		▬▬▬	▬▬▬	<input type="checkbox"/> 0	<input type="checkbox"/> 1
e. Court, Basketball		▬▬▬		▬▬▬		▬▬▬	▬▬▬	<input type="checkbox"/> 0	<input type="checkbox"/> 1
f. Court, Tennis		▬▬▬		▬▬▬		▬▬▬	▬▬▬	<input type="checkbox"/> 0	<input type="checkbox"/> 1
g. Court, Volleyball		▬▬▬		▬▬▬		▬▬▬	▬▬▬	<input type="checkbox"/> 0	<input type="checkbox"/> 1
i. Court, Multi-use		▬▬▬		▬▬▬		▬▬▬	▬▬▬	<input type="checkbox"/> 0	<input type="checkbox"/> 1
m. Running/Walking Track		▬▬▬		▬▬▬		▬▬▬	▬▬▬	<input type="checkbox"/> 0	<input type="checkbox"/> 1
n. Pool (> 3ft deep)		▬▬▬		▬▬▬		▬▬▬	▬▬▬	<input type="checkbox"/> 0	<input type="checkbox"/> 1
o. Wading Pool/Spray Grounds		▬▬▬		▬▬▬		▬▬▬	▬▬▬	<input type="checkbox"/> 0	<input type="checkbox"/> 1
p. Playground Area		▬▬▬		▬▬▬		▬▬▬	▬▬▬	<input type="checkbox"/> 0	<input type="checkbox"/> 1
q. Skateboarding Facilities		▬▬▬		▬▬▬		▬▬▬	▬▬▬	<input type="checkbox"/> 0	<input type="checkbox"/> 1

FOR EACH FEATURE, COMPLETE B1 IF B1=1, CODE B2 AND B3	B1. Is Feature Present?		B2. Condition of Feature			B3. Does the Feature have Lighting?	
	NO	YES	POOR	OK/GOOD	COULD NOT RATE	NO	YES
r. Exercise Stations with signage	<input type="checkbox"/> 0	<input type="checkbox"/> 1	<input type="checkbox"/> 1	<input type="checkbox"/> 2	<input type="checkbox"/>	<input type="checkbox"/> 0	<input type="checkbox"/> 1
s. Exercise Stations without signage	<input type="checkbox"/> 0	<input type="checkbox"/> 1	<input type="checkbox"/> 1	<input type="checkbox"/> 2	<input type="checkbox"/>	<input type="checkbox"/> 0	<input type="checkbox"/> 1
t. Rock Climbing Wall	<input type="checkbox"/> 0	<input type="checkbox"/> 1	<input type="checkbox"/> 1	<input type="checkbox"/> 2	<input type="checkbox"/>	<input type="checkbox"/> 0	<input type="checkbox"/> 1

NOTES

C. PARK FEATURES AND AMENITIES					
FOR EACH FEATURE, COMPLETE C1 IF C1=1, CODE C2	C1. Is Feature Present?		C2. Condition of Surface or Feature		
	NO	YES	POOR	OK/GOOD	COULD NOT RATE
a. Green Space	<input type="checkbox"/> 0	<input type="checkbox"/> 1	<input type="checkbox"/> 1	<input type="checkbox"/> 2	<input type="checkbox"/>
b. Beaches, Swimmable	<input type="checkbox"/> 0	<input type="checkbox"/> 1	<input type="checkbox"/> 1	<input type="checkbox"/> 2	<input type="checkbox"/>
c. Beaches, Recreational	<input type="checkbox"/> 0	<input type="checkbox"/> 1	<input type="checkbox"/> 1	<input type="checkbox"/> 2	<input type="checkbox"/>
d. Beaches, with Lifeguard	<input type="checkbox"/> 0	<input type="checkbox"/> 1	<input type="checkbox"/> 1	<input type="checkbox"/> 2	<input type="checkbox"/>
e. Other Water Features	<input type="checkbox"/> 0	<input type="checkbox"/> 1	<input type="checkbox"/> 1	<input type="checkbox"/> 2	<input type="checkbox"/>
f. Shelters	<input type="checkbox"/> 0	<input type="checkbox"/> 1	<input type="checkbox"/> 1	<input type="checkbox"/> 2	<input type="checkbox"/>
g. Picnic Tables Shaded	<input type="checkbox"/> 0	<input type="checkbox"/> 1	<input type="checkbox"/> 1	<input type="checkbox"/> 2	<input type="checkbox"/>
h. Picnic Tables Not shaded	<input type="checkbox"/> 0	<input type="checkbox"/> 1	<input type="checkbox"/> 1	<input type="checkbox"/> 2	<input type="checkbox"/>
i. Benches	<input type="checkbox"/> 0	<input type="checkbox"/> 1	<input type="checkbox"/> 1	<input type="checkbox"/> 2	<input type="checkbox"/>
j. Drinking Fountains	<input type="checkbox"/> 0	<input type="checkbox"/> 1	<input type="checkbox"/> 1	<input type="checkbox"/> 2	<input type="checkbox"/>
k. Decorative Water Fountains	<input type="checkbox"/> 0	<input type="checkbox"/> 1	<input type="checkbox"/> 1	<input type="checkbox"/> 2	<input type="checkbox"/>
l. Trash Containers	<input type="checkbox"/> 0	<input type="checkbox"/> 1	<input type="checkbox"/> 1	<input type="checkbox"/> 2	<input type="checkbox"/>
m. Grills/Fire Pits	<input type="checkbox"/> 0	<input type="checkbox"/> 1	<input type="checkbox"/> 1	<input type="checkbox"/> 2	<input type="checkbox"/>
n. Fence	<input type="checkbox"/> 0	<input type="checkbox"/> 1	<input type="checkbox"/> 1	<input type="checkbox"/> 2	<input type="checkbox"/>
o. Trails <i>IF NO TRAILS, SKIP 1 AND 2 BELOW</i>	<input type="checkbox"/> 0	<input type="checkbox"/> 1	<input type="checkbox"/> 1	<input type="checkbox"/> 2	<input type="checkbox"/>
1. Two-way Traffic on Trails?	<input type="checkbox"/> 0	<input type="checkbox"/> 1	NOTES		
2. Surface Material on Trails? <i>CODE ONLY 1</i>					
Asphalt/Concrete	<input type="checkbox"/> 1				
Wood Chips/Mulch	<input type="checkbox"/> 2				
Gravel	<input type="checkbox"/> 3				
Dirt	<input type="checkbox"/> 4				
More than 1 material	<input type="checkbox"/> 5				

D. INCIVILITIES				
D1. How much of ... is on the park property?	NONE	A LITTLE	SOME	A LOT
a. Garbage/Litter	<input type="checkbox"/> 0	<input type="checkbox"/> 1	<input type="checkbox"/> 2	<input type="checkbox"/> 3
b. Broken Glass	<input type="checkbox"/> 0	<input type="checkbox"/> 1	<input type="checkbox"/> 2	<input type="checkbox"/> 3
c. Graffiti/Tagging	<input type="checkbox"/> 0	<input type="checkbox"/> 1	<input type="checkbox"/> 2	<input type="checkbox"/> 3
d. Evidence of Alcohol Use	<input type="checkbox"/> 0	<input type="checkbox"/> 1	<input type="checkbox"/> 2	<input type="checkbox"/> 3
e. Evidence of Substance Abuse	<input type="checkbox"/> 0	<input type="checkbox"/> 1	<input type="checkbox"/> 2	<input type="checkbox"/> 3
f. Sex Paraphernalia	<input type="checkbox"/> 0	<input type="checkbox"/> 1	<input type="checkbox"/> 2	<input type="checkbox"/> 3
g. Dog Refuse	<input type="checkbox"/> 0	<input type="checkbox"/> 1	<input type="checkbox"/> 2	<input type="checkbox"/> 3
h. Dogs Unattended	<input type="checkbox"/> 0	<input type="checkbox"/> 1	<input type="checkbox"/> 2	<input type="checkbox"/> 3
i. Vandalism	<input type="checkbox"/> 0	<input type="checkbox"/> 1	<input type="checkbox"/> 2	<input type="checkbox"/> 3

BTG-COMP ▪ SCHOOL OBSERVATION FORM ▪ Ammended for CHL		 <b>Children's Healthy Living Program</b>	
JURISDICTION:  COMMUNITY:  SCHOOL ID :  SCHOOL NAME:  GEOGRAPHIC COORDINATES:  ADDRESS:		<b>COMPLETION CODE</b> COMPLETED <input type="checkbox"/> 01 PARTIALLY COMPLETED – CODE DISPOSITION <input type="checkbox"/> 02 NOT STARTED – CODE DISPOSITION <input type="checkbox"/> 03 NOT ELIGIBLE – CODE DISPOSITION <input type="checkbox"/> 96 <b>DISPOSITION CODE</b> Temporarily not accessible <input type="checkbox"/> 1 Not safe <input type="checkbox"/> 2 Asked to leave <input type="checkbox"/> 3 Address not found <input type="checkbox"/> 5 Does not meet study criteria – DESCRIBE IN NOTES <input type="checkbox"/> 7 Permanently closed / Does not exist <input type="checkbox"/> 8 Other (SPECIFY): <input type="checkbox"/> 6	
DATE ___ - ___ -20___ STAFF 1 _____ STAFF2 _____  START TIME ___:___ <input type="checkbox"/> AM <input type="checkbox"/> PM      END TIME ___:___ <input type="checkbox"/> AM <input type="checkbox"/> PM		<b>NOTES</b>   	
A. SETTING, PARKING AND AMENITIES			
A1. Setting		A3. Does the school have...?	
a. What type of setting is this? School Grounds <input type="checkbox"/> 6 Other, SPECIFY: <input type="checkbox"/> 8 b. Is school adjacent to a public park? <small>IF NO, SKIP TO A2</small> <input type="checkbox"/> 0 <input type="checkbox"/> 1 <small>IF Yes RECORD NAME of Park:</small>		a. Closing Time Signage <input type="checkbox"/> 0 <input type="checkbox"/> 1 b. Restrooms/Port-o-lets <input type="checkbox"/> 0 <input type="checkbox"/> 1 c. Showers/Locker Rooms <input type="checkbox"/> 0 <input type="checkbox"/> 1 d. Beverage Vending Machines <input type="checkbox"/> 0 <input type="checkbox"/> 1 IF A3d=0, SKIP 1-5 1. Plain Bottled Water <input type="checkbox"/> 0 <input type="checkbox"/> 1 2. 100% Juice <input type="checkbox"/> 0 <input type="checkbox"/> 1 3. Regular Soda <input type="checkbox"/> 0 <input type="checkbox"/> 1 4. Diet Soda <input type="checkbox"/> 0 <input type="checkbox"/> 1 5. Other Sweetened Drinks <input type="checkbox"/> 0 <input type="checkbox"/> 1	
c. Do school and park share sports features? <input type="checkbox"/> 0 <input type="checkbox"/> 1 <b>A2. Does the school have...?</b>		<b>A5. Access signage and barriers to entry</b>	
a. Parking On-Site <input type="checkbox"/> 0 <input type="checkbox"/> 1 1. Lighted Parking (IF A2a=0, LEAVE BLANK) <input type="checkbox"/> 0 <input type="checkbox"/> 1 b. Sidewalk on street leading to entrance <input type="checkbox"/> 0 <input type="checkbox"/> 1 1. Sidewalk Lighting (IF A2b=0, LEAVE BLANK) <input type="checkbox"/> 0 <input type="checkbox"/> 1 c. Bicycle Parking <input type="checkbox"/> 0 <input type="checkbox"/> 1		NO YES a. Signage indicates park/school name <input type="checkbox"/> 0 <input type="checkbox"/> 1 b. Signage states public use of area is limited to specific hours/period (e.g., after school) <input type="checkbox"/> 0 <input type="checkbox"/> 1 c. Signage states area is private or restricted access at all times (e.g. no trespassing, school use only) <input type="checkbox"/> 0 <input type="checkbox"/> 1 d. Locked fence around the perimeter or other physical barrier prevents public access <input type="checkbox"/> 0 <input type="checkbox"/> 1	
<div style="border: 1px solid black; padding: 5px; display: inline-block;">             IF YES TO A5c AND/OR A5d, BE SURE YOU HAVE CODED A1 AND MARK THE COMPLETION CODE AS 02 (PARTIALLY COMPLETED). YOU DO NOT NEED TO CODE THE REST OF THE FORM.           </div>			

## B. SPORTS FEATURES

MARK "X" IN BOX IF NO SPORTS FEATURES AND SKIP SECTION B

FOR EACH FEATURE BELOW, COMPLETE ITEM B1  IF B1 TOTAL >0, CODE B2 AND B3	B1. How Many?		B2. Condition of Feature – How many in each?					B3. Does the Feature have Lighting?	
	TALLY	TOTAL	1. POOR		2. OK/GOOD		COULD NOT RATE	NO	YES
			TALLY	TOTAL	TALLY	TOTAL			
a. Field, Multi-use		▬▬▬		▬▬▬		▬▬▬	▬▬▬	<input type="checkbox"/> 0	<input type="checkbox"/> 1
b. Field, Football		▬▬▬		▬▬▬		▬▬▬	▬▬▬	<input type="checkbox"/> 0	<input type="checkbox"/> 1
c. Field, Baseball		▬▬▬		▬▬▬		▬▬▬	▬▬▬	<input type="checkbox"/> 0	<input type="checkbox"/> 1
d. Field, Soccer		▬▬▬		▬▬▬		▬▬▬	▬▬▬	<input type="checkbox"/> 0	<input type="checkbox"/> 1
e. Court, Basketball		▬▬▬		▬▬▬		▬▬▬	▬▬▬	<input type="checkbox"/> 0	<input type="checkbox"/> 1
f. Court, Tennis		▬▬▬		▬▬▬		▬▬▬	▬▬▬	<input type="checkbox"/> 0	<input type="checkbox"/> 1
g. Court, Volleyball		▬▬▬		▬▬▬		▬▬▬	▬▬▬	<input type="checkbox"/> 0	<input type="checkbox"/> 1
i. Court, Multi-use		▬▬▬		▬▬▬		▬▬▬	▬▬▬	<input type="checkbox"/> 0	<input type="checkbox"/> 1
m. Running/Walking Track		▬▬▬		▬▬▬		▬▬▬	▬▬▬	<input type="checkbox"/> 0	<input type="checkbox"/> 1
n. Pool (> 3ft deep)		▬▬▬		▬▬▬		▬▬▬	▬▬▬	<input type="checkbox"/> 0	<input type="checkbox"/> 1
o. Wading Pool/Spray Grounds		▬▬▬		▬▬▬		▬▬▬	▬▬▬	<input type="checkbox"/> 0	<input type="checkbox"/> 1
p. Playground Area		▬▬▬		▬▬▬		▬▬▬	▬▬▬	<input type="checkbox"/> 0	<input type="checkbox"/> 1
q. Skateboarding Facilities		▬▬▬		▬▬▬		▬▬▬	▬▬▬	<input type="checkbox"/> 0	<input type="checkbox"/> 1


FOR EACH FEATURE, COMPLETE B1 IF B1=1, CODE B2 AND B3	B1. Is Feature Present?		B2. Condition of Feature			B3. Does the Feature have Lighting?	
	NO	YES	POOR	OK/GOOD	COULD NOT RATE	NO	YES
r. Exercise Stations with signage	<input type="checkbox"/> 0	<input type="checkbox"/> 1	<input type="checkbox"/> 1	<input type="checkbox"/> 2	<input type="checkbox"/>	<input type="checkbox"/> 0	<input type="checkbox"/> 1
s. Exercise Stations without signage	<input type="checkbox"/> 0	<input type="checkbox"/> 1	<input type="checkbox"/> 1	<input type="checkbox"/> 2	<input type="checkbox"/>	<input type="checkbox"/> 0	<input type="checkbox"/> 1
t. Rock Climbing Wall	<input type="checkbox"/> 0	<input type="checkbox"/> 1	<input type="checkbox"/> 1	<input type="checkbox"/> 2	<input type="checkbox"/>	<input type="checkbox"/> 0	<input type="checkbox"/> 1

NOTES

C. SCHOOL FEATURES AND AMENITIES					
FOR EACH FEATURE, COMPLETE C1 IF C1=1, CODE C2	C1. Is Feature Present?		C2. Condition of Surface or Feature		
	NO	YES	POOR	OK/GOOD	COULD NOT RATE
a. Green Space	<input type="checkbox"/> 0	<input type="checkbox"/> 1	<input type="checkbox"/> 1	<input type="checkbox"/> 2	<input type="checkbox"/>
b. Beaches, Swimmable	<input type="checkbox"/> 0	<input type="checkbox"/> 1	<input type="checkbox"/> 1	<input type="checkbox"/> 2	<input type="checkbox"/>
c. Beaches, Recreational	<input type="checkbox"/> 0	<input type="checkbox"/> 1	<input type="checkbox"/> 1	<input type="checkbox"/> 2	<input type="checkbox"/>
d. Beaches, with Lifeguard	<input type="checkbox"/> 0	<input type="checkbox"/> 1	<input type="checkbox"/> 1	<input type="checkbox"/> 2	<input type="checkbox"/>
e. Other Water Features	<input type="checkbox"/> 0	<input type="checkbox"/> 1	<input type="checkbox"/> 1	<input type="checkbox"/> 2	<input type="checkbox"/>
f. Shelters	<input type="checkbox"/> 0	<input type="checkbox"/> 1	<input type="checkbox"/> 1	<input type="checkbox"/> 2	<input type="checkbox"/>
g. Picnic Tables Shaded	<input type="checkbox"/> 0	<input type="checkbox"/> 1	<input type="checkbox"/> 1	<input type="checkbox"/> 2	<input type="checkbox"/>
h. Picnic Tables Not shaded	<input type="checkbox"/> 0	<input type="checkbox"/> 1	<input type="checkbox"/> 1	<input type="checkbox"/> 2	<input type="checkbox"/>
i. Benches	<input type="checkbox"/> 0	<input type="checkbox"/> 1	<input type="checkbox"/> 1	<input type="checkbox"/> 2	<input type="checkbox"/>
j. Drinking Fountains	<input type="checkbox"/> 0	<input type="checkbox"/> 1	<input type="checkbox"/> 1	<input type="checkbox"/> 2	<input type="checkbox"/>
k. Decorative Water Fountains	<input type="checkbox"/> 0	<input type="checkbox"/> 1	<input type="checkbox"/> 1	<input type="checkbox"/> 2	<input type="checkbox"/>
l. Trash Containers	<input type="checkbox"/> 0	<input type="checkbox"/> 1	<input type="checkbox"/> 1	<input type="checkbox"/> 2	<input type="checkbox"/>
m. Grills/Fire Pits	<input type="checkbox"/> 0	<input type="checkbox"/> 1	<input type="checkbox"/> 1	<input type="checkbox"/> 2	<input type="checkbox"/>
n. Fence	<input type="checkbox"/> 0	<input type="checkbox"/> 1	<input type="checkbox"/> 1	<input type="checkbox"/> 2	<input type="checkbox"/>
o. Trails <i>IF NO TRAILS, SKIP 1 AND 2 BELOW</i>	<input type="checkbox"/> 0	<input type="checkbox"/> 1	<input type="checkbox"/> 1	<input type="checkbox"/> 2	<input type="checkbox"/>
1. Two-way Traffic on Trails?	<input type="checkbox"/> 0	<input type="checkbox"/> 1	NOTES		
2. Surface Material on Trails? <i>CODE ONLY 1</i>					
Asphalt/Concrete	<input type="checkbox"/> 1				
Wood Chips/Mulch	<input type="checkbox"/> 2				
Gravel	<input type="checkbox"/> 3				
Dirt	<input type="checkbox"/> 4				
More than 1 material	<input type="checkbox"/> 5				

D. INCIVILITIES				
D1. How much of ... is on the school property?	NONE	A LITTLE	SOME	A LOT
a. Garbage/Litter	<input type="checkbox"/> 0	<input type="checkbox"/> 1	<input type="checkbox"/> 2	<input type="checkbox"/> 3
b. Broken Glass	<input type="checkbox"/> 0	<input type="checkbox"/> 1	<input type="checkbox"/> 2	<input type="checkbox"/> 3
c. Graffiti/Tagging	<input type="checkbox"/> 0	<input type="checkbox"/> 1	<input type="checkbox"/> 2	<input type="checkbox"/> 3
d. Evidence of Alcohol Use	<input type="checkbox"/> 0	<input type="checkbox"/> 1	<input type="checkbox"/> 2	<input type="checkbox"/> 3
e. Evidence of Substance Abuse	<input type="checkbox"/> 0	<input type="checkbox"/> 1	<input type="checkbox"/> 2	<input type="checkbox"/> 3
f. Sex Paraphernalia	<input type="checkbox"/> 0	<input type="checkbox"/> 1	<input type="checkbox"/> 2	<input type="checkbox"/> 3
g. Dog Refuse	<input type="checkbox"/> 0	<input type="checkbox"/> 1	<input type="checkbox"/> 2	<input type="checkbox"/> 3
h. Dogs Unattended	<input type="checkbox"/> 0	<input type="checkbox"/> 1	<input type="checkbox"/> 2	<input type="checkbox"/> 3
i. Vandalism	<input type="checkbox"/> 0	<input type="checkbox"/> 1	<input type="checkbox"/> 2	<input type="checkbox"/> 3




BTG-COMP ▪ PA FACILITY OBSERVATION FORM ▪ Ammended for CHL		 <b>Children's Healthy Living Program</b>	
JURISDICTION: COMMUNITY: BUSINESS ID : BUSINESS NAME: GEOGRAPHIC COORDINATES: ADDRESS:		<b>COMPLETION CODE</b> COMPLETED <input type="checkbox"/> 01 PARTIALLY COMPLETED – CODE DISPOSITION <input type="checkbox"/> 02 NOT STARTED – CODE DISPOSITION <input type="checkbox"/> 03 NOT ELIGIBLE – CODE DISPOSITION <input type="checkbox"/> 96	
DATE ___ - ___ -20 ___ STAFF 1 _____ STAFF2 _____  START TIME ___ : ___ <input type="checkbox"/> AM <input type="checkbox"/> PM      END TIME ___ : ___ <input type="checkbox"/> AM <input type="checkbox"/> PM		<b>DISPOSITION CODE</b> Temporarily not accessible /Outside business hours <input type="checkbox"/> 1 Not safe <input type="checkbox"/> 2 Asked to leave /Observation not allowed by staff <input type="checkbox"/> 3 Address not found <input type="checkbox"/> 5 Does not meet study criteria – DESCRIBE IN NOTES <input type="checkbox"/> 7 Permanently closed / Does not exist <input type="checkbox"/> 8 Other (SPECIFY): <input type="checkbox"/> 6	
NOTES			
A. SETTING		B. FEES	
<b>A1. Type of Setting</b> Community Recreation Center <input type="checkbox"/> 01 Boys and Girls Club <input type="checkbox"/> 02 Church Community Center <input type="checkbox"/> 03 YMCA/YWCA <input type="checkbox"/> 04 For-Profit PA Facility <input type="checkbox"/> 05 Other, SPECIFY: <input type="checkbox"/> 10		MARK "X" IF FREE TO PUBLIC OR NO INFORMATION AVAILABLE AND SKIP B1-B2 <b>B1. Are there Daily Drop-in Rates?</b> NO <input type="checkbox"/> 0      YES <input type="checkbox"/> 1 <b>B2. Are there Special Discounts for...?</b> NO <input type="checkbox"/> 0      YES <input type="checkbox"/> 1 a. Low Income (Sliding Scale Fees) <input type="checkbox"/> 0 <input type="checkbox"/> 1 b. Youth and/or Students <input type="checkbox"/> 0 <input type="checkbox"/> 1	
<b>A2. Indoor, Outdoor or Both Settings?</b> Indoor Sports Features only <input type="checkbox"/> 1 Outdoor Sports Features only <input type="checkbox"/> 2 Both Indoor and Outdoor Sports Features <input type="checkbox"/> 3		<b>F. PARKING AND SIDEWALK</b> <b>F1. Does the facility have...?</b> NO <input type="checkbox"/> 0      YES <input type="checkbox"/> 1 a. Parking On-Site <input type="checkbox"/> 0 <input type="checkbox"/> 1 1. Lighted Parking <input type="checkbox"/> 0 <input type="checkbox"/> 1 IF F1a=0, LEAVE BLANK b. Sidewalk on street at address <input type="checkbox"/> 0 <input type="checkbox"/> 1 1. Sidewalk Lighting <input type="checkbox"/> 0 <input type="checkbox"/> 1 IF F1b=0, LEAVE BLANK c. Bicycle Parking <input type="checkbox"/> 0 <input type="checkbox"/> 1	
<b>A3. Does the facility have... ?</b> NO <input type="checkbox"/> 0      YES <input type="checkbox"/> 1 a. Childcare Services for patrons <input type="checkbox"/> 0 <input type="checkbox"/> 1 b. Teen Center <input type="checkbox"/> 0 <input type="checkbox"/> 1		<b>PLEASE DON'T FORGET TO CODE E1. EXTERIOR INCLINIVITIES AT FACILITY ENTRANCE AREA ON LAST PAGE.</b>	



C. INDOOR FEATURES									
<input type="checkbox"/> MARK "X" IF NO INDOOR SPORTS FEATURES AND SKIP SECTION C									
FOR EACH FEATURE BELOW, COMPLETE ITEM C1  IF C1 TOTAL >0, CODE C2		C1. How Many?		C2. Condition of Feature – How many in each?					
		TALLY	TOTAL	1. POOR		2. OK/GOOD		COULD NOT RATE	
				TALLY	TOTAL	TALLY	TOTAL		
INDOOR FEATURES	d. Field, Soccer		_ _		_ _		_ _		
	e. Court, Basketball		_ _		_ _		_ _		
	f. Court, Tennis		_ _		_ _		_ _		
	g. Court, Volleyball		_ _		_ _		_ _		
	h. Court, Racquetball/Squash		_ _		_ _		_ _		
	i. Court, Multi-use or Gymnasium		_ _		_ _		_ _		
	j. Multipurpose Rooms		_ _		_ _		_ _		
	k. Exercise Machine Areas		_ _		_ _		_ _		
	l. Gymnastics Facilities		_ _		_ _		_ _		
	m. Running/Walking Track		_ _		_ _		_ _		
	n. Pool (> 3ft deep)		_ _		_ _		_ _		
	q. Skateboarding Facilities		_ _		_ _		_ _		
	<b>C3. Does the facility have ... indoors?</b>		<b>NO</b>	<b>YES</b>	<b>C4. What is the condition?</b>				
					<b>POOR</b>		<b>OK/GOOD</b>		<b>COULD NOT RATE</b>
	t. Rock Climbing Wall <i>IF C3t = 1, CODE C4t</i>	<input type="checkbox"/> 0	<input type="checkbox"/> 1	<input type="checkbox"/> 1	<input type="checkbox"/> 2	<input type="checkbox"/> 1	<input type="checkbox"/> 2	<input type="checkbox"/>	
a. Drinking Fountains <i>IF C3a=1, CODE C4a</i>	<input type="checkbox"/> 0	<input type="checkbox"/> 1	<input type="checkbox"/> 1	<input type="checkbox"/> 2	<input type="checkbox"/> 1	<input type="checkbox"/> 2	<input type="checkbox"/>		
b. Restrooms	<input type="checkbox"/> 0	<input type="checkbox"/> 1	NOTES						
c. Showers/Locker Rooms	<input type="checkbox"/> 0	<input type="checkbox"/> 1							
d. Beverage Vending Machines	<input type="checkbox"/> 0	<input type="checkbox"/> 1							
<b>IF C3d=0, SKIP 1-5</b>	1. Plain Bottled Water	<input type="checkbox"/> 0							<input type="checkbox"/> 1
	2. 100% Juice	<input type="checkbox"/> 0							<input type="checkbox"/> 1
	3. Regular Soda	<input type="checkbox"/> 0							<input type="checkbox"/> 1
	4. Diet Soda	<input type="checkbox"/> 0	<input type="checkbox"/> 1						
	5. Other Sweetened Drink	<input type="checkbox"/> 0	<input type="checkbox"/> 1						

D.OUTDOOR FEATURES									
<input type="checkbox"/> MARK "X" IF NO OUTDOOR SPORTS FEATURES AND SKIP SECTION D									
D0. Is the PA Facility located inside a public park? <i>IF YES, CODE D0a BELOW</i>				NO <input type="checkbox"/> 0		YES <input type="checkbox"/> 1		CORRESPONDING PARK UNIT ID	
<i>a. SELECT THE CONFIGURATION THAT BEST DESCRIBES THE ARRANGEMENT OF THE OUTDOOR FEATURE(S)</i> Facility has 1 or more exclusive outdoor features - CODE PA-ONLY FEATURES IN SECTION D. CODE PARK FEATURES ON PARK FORM All outdoor features are part of the park - SKIP SECTION D AND CODE OUTDOOR FEATURES ON PARK FORM ONLY									
FOR EACH FEATURE BELOW, COMPLETE ITEM D1 <i>IF D1 TOTAL &gt;0, CODE D2 AND D3</i>	D1. How Many?		D2. Condition of Feature – How many in each?				D3. Does the Feature have Lighting?		
	TALLY	TOTAL	1. POOR		2. OK/GOOD		COULD NOT RATE	NO	YES
			TALLY	TOTAL	TALLY	TOTAL			
OUTDOOR FEATURES	a. Field, Multi-use							<input type="checkbox"/> 0	<input type="checkbox"/> 1
	b. Field, Football							<input type="checkbox"/> 0	<input type="checkbox"/> 1
	c. Field, Baseball							<input type="checkbox"/> 0	<input type="checkbox"/> 1
	d. Field, Soccer							<input type="checkbox"/> 0	<input type="checkbox"/> 1
	e. Court, Basketball							<input type="checkbox"/> 0	<input type="checkbox"/> 1
	f. Court, Tennis							<input type="checkbox"/> 0	<input type="checkbox"/> 1
	g. Court, Volleyball							<input type="checkbox"/> 0	<input type="checkbox"/> 1
	i. Court, Multi-use							<input type="checkbox"/> 0	<input type="checkbox"/> 1
	m. Running /Walking Track							<input type="checkbox"/> 0	<input type="checkbox"/> 1
	n. Pool (> 3ft deep)							<input type="checkbox"/> 0	<input type="checkbox"/> 1
	o. Wading Pool / Spray Grounds							<input type="checkbox"/> 0	<input type="checkbox"/> 1
	p. Playground Area							<input type="checkbox"/> 0	<input type="checkbox"/> 1
	q. Skateboarding Facilities							<input type="checkbox"/> 0	<input type="checkbox"/> 1
	<i>IF D1=1, CODE D2 AND D3</i>		D1. Is Feature Present?		D2. Condition of Feature			D3. Does the Feature have Lighting?	
NO			YES	POOR	OK/GOOD	COULD NOT RATE	NO	YES	
r. Exercise Stations with signage	<input type="checkbox"/> 0	<input type="checkbox"/> 1	<input type="checkbox"/> 1		<input type="checkbox"/> 2		<input type="checkbox"/> 0	<input type="checkbox"/> 1	
s. Exercise Stations without signage	<input type="checkbox"/> 0	<input type="checkbox"/> 1	<input type="checkbox"/> 1		<input type="checkbox"/> 2		<input type="checkbox"/> 0	<input type="checkbox"/> 1	
t. Rock Climbing Wall	<input type="checkbox"/> 0	<input type="checkbox"/> 1	<input type="checkbox"/> 1		<input type="checkbox"/> 2		<input type="checkbox"/> 0	<input type="checkbox"/> 1	
D4. Does the facility have ... outdoors? <i>IF D4=0, SKIP D5</i>		D5. What is the condition?				NOTES			
		NO	YES	POOR	OK/GOOD			COULD NOT RATE	
a. Drinking Fountains	<input type="checkbox"/> 0	<input type="checkbox"/> 1	<input type="checkbox"/> 1	<input type="checkbox"/> 2	<input type="checkbox"/>				
b. Trash Containers	<input type="checkbox"/> 0	<input type="checkbox"/> 1	<input type="checkbox"/> 1	<input type="checkbox"/> 2	<input type="checkbox"/>				
c. Benches	<input type="checkbox"/> 0	<input type="checkbox"/> 1	<input type="checkbox"/> 1	<input type="checkbox"/> 2	<input type="checkbox"/>				

CONTINUATION OF D. OUTDOOR FEATURES								
D6. Does the facility have ... outdoors?		NO	YES	NOTES				
a. Restrooms/Port-o-lets		<input type="checkbox"/> 0	<input type="checkbox"/> 1					
b. Showers/Locker Rooms		<input type="checkbox"/> 0	<input type="checkbox"/> 1					
c. Beverage Vending Machines		<input type="checkbox"/> 0	<input type="checkbox"/> 1					
<b>IF D6c=0, SKIP 1-5</b>	1. Plain Bottled Water	<input type="checkbox"/> 0	<input type="checkbox"/> 1					
	2. 100% Juice	<input type="checkbox"/> 0	<input type="checkbox"/> 1					
	3. Regular Soda	<input type="checkbox"/> 0	<input type="checkbox"/> 1					
	4. Diet Soda	<input type="checkbox"/> 0	<input type="checkbox"/> 1					
	5. Other Sweetened Drinks	<input type="checkbox"/> 0	<input type="checkbox"/> 1					
E. EXTERIOR INCIVILITIES								
Rate the amount of ...	E1. at the facility entrance area				E2. on the facility outdoor property <i>IF NO OUTDOOR SPORTS FEATURES, SKIP E2</i>			
	NONE	A LITTLE	SOME	A LOT	NONE	A LITTLE	SOME	A LOT
a. Garbage/Litter	<input type="checkbox"/> 0	<input type="checkbox"/> 1	<input type="checkbox"/> 2	<input type="checkbox"/> 3	<input type="checkbox"/> 0	<input type="checkbox"/> 1	<input type="checkbox"/> 2	<input type="checkbox"/> 3
b. Broken Glass	<input type="checkbox"/> 0	<input type="checkbox"/> 1	<input type="checkbox"/> 2	<input type="checkbox"/> 3	<input type="checkbox"/> 0	<input type="checkbox"/> 1	<input type="checkbox"/> 2	<input type="checkbox"/> 3
c. Graffiti/Tagging	<input type="checkbox"/> 0	<input type="checkbox"/> 1	<input type="checkbox"/> 2	<input type="checkbox"/> 3	<input type="checkbox"/> 0	<input type="checkbox"/> 1	<input type="checkbox"/> 2	<input type="checkbox"/> 3
d. Evidence of Alcohol Use	<input type="checkbox"/> 0	<input type="checkbox"/> 1	<input type="checkbox"/> 2	<input type="checkbox"/> 3	<input type="checkbox"/> 0	<input type="checkbox"/> 1	<input type="checkbox"/> 2	<input type="checkbox"/> 3
e. Evidence of Substance Abuse	<input type="checkbox"/> 0	<input type="checkbox"/> 1	<input type="checkbox"/> 2	<input type="checkbox"/> 3	<input type="checkbox"/> 0	<input type="checkbox"/> 1	<input type="checkbox"/> 2	<input type="checkbox"/> 3
f. Sex Paraphernalia	<input type="checkbox"/> 0	<input type="checkbox"/> 1	<input type="checkbox"/> 2	<input type="checkbox"/> 3	<input type="checkbox"/> 0	<input type="checkbox"/> 1	<input type="checkbox"/> 2	<input type="checkbox"/> 3
g. Dog Refuse	<input type="checkbox"/> 0	<input type="checkbox"/> 1	<input type="checkbox"/> 2	<input type="checkbox"/> 3	<input type="checkbox"/> 0	<input type="checkbox"/> 1	<input type="checkbox"/> 2	<input type="checkbox"/> 3
h. Dogs Unattended	<input type="checkbox"/> 0	<input type="checkbox"/> 1	<input type="checkbox"/> 2	<input type="checkbox"/> 3	<input type="checkbox"/> 0	<input type="checkbox"/> 1	<input type="checkbox"/> 2	<input type="checkbox"/> 3
i. Vandalism	<input type="checkbox"/> 0	<input type="checkbox"/> 1	<input type="checkbox"/> 2	<input type="checkbox"/> 3	<input type="checkbox"/> 0	<input type="checkbox"/> 1	<input type="checkbox"/> 2	<input type="checkbox"/> 3
NOTES								

BTG-COMP ▪ FAST FOOD OBSERVATION FORM ▪ Ammended for CHL		 <b>Children's Healthy Living Program</b>	
JURISDICTION:		<b>COMPLETION CODE</b>	
COMMUNITY:		COMPLETED	<input type="checkbox"/> 01
BUSINESS ID :		PARTIALLY COMPLETED – CODE DISPOSITION	<input type="checkbox"/> 02
BUSINESS NAME:		NOT STARTED – CODE DISPOSITION	<input type="checkbox"/> 03
GEOGRAPHIC COORDINATES:		NOT ELIGIBLE – CODE DISPOSITION	<input type="checkbox"/> 96
ADDRESS:		<b>DISPOSITION CODE</b>	
DATE ___ - ___ -20___ STAFF 1 _____ STAFF2 _____		Temporarily not accessible/Outside of business hours	<input type="checkbox"/> 1
START TIME ___:___ <input type="checkbox"/> AM <input type="checkbox"/> PM	END TIME ___:___ <input type="checkbox"/> AM <input type="checkbox"/> PM	Not safe	<input type="checkbox"/> 2
NOTES		Asked to leave/Observation not allowed by staff	<input type="checkbox"/> 3
		Address not found	<input type="checkbox"/> 5
		Does not meet study criteria – DESCRIBE IN NOTES	<input type="checkbox"/> 7
		Permanently closed / Does not exist	<input type="checkbox"/> 8
		Other (SPECIFY):	<input type="checkbox"/> 6
A. GENERAL AND RESTAURANT EXTERIOR			
<b>A1. Is the restaurant ... ?</b>	NO	YES	<b>A4. Number of exterior walls visible from parking lot or street IF 4+, CODE 4</b>
a. In a Food Court or a Mall <i>IF YES, CODE A3 AND SKIP TO SECTION D</i>	<input type="checkbox"/> 0	<input type="checkbox"/> 1	
b. In a shared space with a Grocery or Department Store ( <i>IF YES, COMPLETE A2</i> )	<input type="checkbox"/> 0	<input type="checkbox"/> 1	<b>A5. Does the restaurant have ... ?</b>
c. In a shared space with a Gas Station or Convenience Store ( <i>IF YES, COMPLETE A2</i> )	<input type="checkbox"/> 0	<input type="checkbox"/> 1	a. Outdoor Seating
d. In a shared space with another Restaurant <i>IF YES, COMPLETE A2</i>	<input type="checkbox"/> 0	<input type="checkbox"/> 1	b. Parking On-Site <i>IF NO, SKIP TO A5c</i>
<b>A2. RECORD SHARED BUSINESS NAME(S)</b>			1. Lighted Parking
			c. Sidewalk on street at address <i>IF NO, SKIP TO A5d</i>
			1. Sidewalk Lighting
			d. Bicycle Parking
			e. Bars on Windows
<b>A3. Restaurant Type</b> <i>CODE ONE TYPE UNLESS MULTI-BRAND</i>			<b>A6. How much graffiti/tagging is on building and/or property?</b>
Burger and Fries	<input type="checkbox"/> 1		NONE
Mexican/Latin American	<input type="checkbox"/> 2		A LITTLE
Fried Chicken/Fried Fish	<input type="checkbox"/> 3		SOME
Sandwich or Sub Shop	<input type="checkbox"/> 4		A LOT
Sandwich/Pastry (e.g., Panera, Cosi, Au Bon Pan)	<input type="checkbox"/> 5		<input type="checkbox"/> 0
Pizzeria/Italian	<input type="checkbox"/> 6		<input type="checkbox"/> 1
Plate Lunch/Lunch Truck	<input type="checkbox"/> 7		<input type="checkbox"/> 2
Chinese/Pan-Asian	<input type="checkbox"/> 8		<input type="checkbox"/> 3
Other, SPECIFY:	<input type="checkbox"/> 9		
			<b>A7. How much garbage/litter is at the facility entrance area?</b>
			<input type="checkbox"/> 0
			<input type="checkbox"/> 1
			<input type="checkbox"/> 2
			<input type="checkbox"/> 3

B. EXTERIOR MARKETING					
COUNT THE NUMBER OF ...	B1. on Building Exterior		B2. on Property		
	TALLY	TOTAL	TALLY	TOTAL	
a. All Advertisements		---		---	
1. Ads that include a Price Promotion		---		---	
2. Ads that include a Food		---		---	
3. Ads that include a Beverage		---		---	
a. Ads that include a Soda		---		---	
B3. Are there any ads with a ... ?	NO	YES	B4. Does the restaurant have an ... ?	NO	YES
a. Dollar menu promotion	<input type="checkbox"/> 0	<input type="checkbox"/> 1	a. Exterior play area	<input type="checkbox"/> 0	<input type="checkbox"/> 1
b. Health claim	<input type="checkbox"/> 0	<input type="checkbox"/> 1	b. Indoor play area visible from outside	<input type="checkbox"/> 0	<input type="checkbox"/> 1
1. IF YES, RECORD HEALTH CLAIM WORDING:			<b>C. DRIVE-THRU</b>		
c. Cartoon character(s)	<input type="checkbox"/> 0	<input type="checkbox"/> 1	C1. Does the restaurant have a drive-thru?  NO <input type="checkbox"/> 0 YES <input type="checkbox"/> 1		
d. TV/movie star or sports/youth celebrity	<input type="checkbox"/> 0	<input type="checkbox"/> 1			
e. Kids' meal toy	<input type="checkbox"/> 0	<input type="checkbox"/> 1			
f. Other child-targeted marketing	<input type="checkbox"/> 0	<input type="checkbox"/> 1			
SPECIFY:					

D. RESTAURANT INTERIOR					
<b>D0. Is the restaurant drive-in only?</b> <i>IF YES, SKIP TO D4</i>	NO	YES	<b>D2. Does the restaurant have ... ?</b>	NO	YES
	<input type="checkbox"/> 0	<input type="checkbox"/> 1		d. Cookies, cakes, pies, brownies, or candy for sale at the counter	<input type="checkbox"/> 0
<b>D1. Is the food order ... ?</b>	NO	YES	e. Plexi glass or other divider at cash register	<input type="checkbox"/> 0	<input type="checkbox"/> 1
a. Placed at the counter	<input type="checkbox"/> 0	<input type="checkbox"/> 1	f. Self-service machine for fountain drinks	<input type="checkbox"/> 0	<input type="checkbox"/> 1
b. Picked up at the counter	<input type="checkbox"/> 0	<input type="checkbox"/> 1	g. Free water accessible to customers	<input type="checkbox"/> 0	<input type="checkbox"/> 1
c. Paid for at the counter	<input type="checkbox"/> 0	<input type="checkbox"/> 1	h. Self-service salad bar	<input type="checkbox"/> 0	<input type="checkbox"/> 1
<b>D2. Does the restaurant have ... ?</b>	NO	YES	<b>D3. Number of Cash Registers</b> <i>IF 5+, CODE 5</i>	┌	
a. Indoor seating	<input type="checkbox"/> 0	<input type="checkbox"/> 1			
b. Interior play area for kids	<input type="checkbox"/> 0	<input type="checkbox"/> 1			
c. Indoor display for kids' meal toys	<input type="checkbox"/> 0	<input type="checkbox"/> 1	<b>D4. Does the restaurant have a restroom accessible to customers?</b>	NO	YES
j. Any ads or displays for kids' meal toys ≤3 ½ feet from ground	<input type="checkbox"/> 0	<input type="checkbox"/> 1		<input type="checkbox"/> 0	<input type="checkbox"/> 1
E. GENERAL MENU REVIEW					
<b>E1. Does the menu have ... ?</b>	NO	YES	<b>E2. How many ... are on the menu?</b>	Count	
a. Dollar Menu <i>IF NO, SKIP TO E1b</i>	<input type="checkbox"/> 0	<input type="checkbox"/> 1	a. Non-fried vegetable sides (w/o added fat)		
1. Fruit, vegetable, salad, or yogurt on dollar menu	<input type="checkbox"/> 0	<input type="checkbox"/> 1	b. Fresh fruit sides		
2. Dessert on the dollar menu	<input type="checkbox"/> 0	<input type="checkbox"/> 1	c. Other fruit sides		
3. Fountain drink on the dollar menu	<input type="checkbox"/> 0	<input type="checkbox"/> 1	<b>E3. Is there signage at the point of purchase designating ... options?</b>	NO	YES
4. French fries on the dollar menu	<input type="checkbox"/> 0	<input type="checkbox"/> 1		a. Low-calorie	<input type="checkbox"/> 0
5. Entrée on the dollar menu	<input type="checkbox"/> 0	<input type="checkbox"/> 1	b. Low-fat	<input type="checkbox"/> 0	<input type="checkbox"/> 1
b. Combo Meal or Meal Deal with sides	<input type="checkbox"/> 0	<input type="checkbox"/> 1	c. Low-sodium	<input type="checkbox"/> 0	<input type="checkbox"/> 1
c. Entrée Salad option <i>IF NO, SKIP TO E2</i>	<input type="checkbox"/> 0	<input type="checkbox"/> 1	f. Other healthy, <i>SPECIFY:</i>	<input type="checkbox"/> 0	<input type="checkbox"/> 1
1. Low fat or fat-free salad dressing	<input type="checkbox"/> 0	<input type="checkbox"/> 1			
<b>E5. Does menu include mixed drinks or liquor?</b>	NO	YES			
	<input type="checkbox"/> 0	<input type="checkbox"/> 1			



F. BEVERAGE ITEMS						
F1. Is item available? <i>IF NO, SKIP TO NEXT ROW</i>		NO	YES			
a. Fountain Drink, smallest		<input type="checkbox"/> 0	<input type="checkbox"/> 1			
b. Fountain Drink, largest		<input type="checkbox"/> 0	<input type="checkbox"/> 1			
c. Packaged Soda		<input type="checkbox"/> 0	<input type="checkbox"/> 1			
d. 100% Juice		ASK IF NOT LISTED ON MENU BOARD	<input type="checkbox"/> 0	<input type="checkbox"/> 1		
e. Milk, skim or 1% fat (unflavored)			<input type="checkbox"/> 0	<input type="checkbox"/> 1		
f. Milk, whole/Vit D or 2% fat (unflavored)			<input type="checkbox"/> 0	<input type="checkbox"/> 1		
g. Bottled Water			<input type="checkbox"/> 0	<input type="checkbox"/> 1		
j. Flavored Coffee Drinks (hot or iced)		<input type="checkbox"/> 0	<input type="checkbox"/> 1			
k. Shakes or Malts		<input type="checkbox"/> 0	<input type="checkbox"/> 1			
l. Flavored Milk (e.g., chocolate, strawberry)		<input type="checkbox"/> 0	<input type="checkbox"/> 1			
G. FOOD ITEMS						
<input type="checkbox"/> MARK "X" IF NONE FROM G1 AVAILABLE AND SKIP SECTION G						
G1. Is item available? <i>IF NO, SKIP TO NEXT ROW</i>		NO	YES			
a. French Fries, smallest		<input type="checkbox"/> 0	<input type="checkbox"/> 1			
b. French Fries, largest		<input type="checkbox"/> 0	<input type="checkbox"/> 1			
c. Cheeseburger		<input type="checkbox"/> 0	<input type="checkbox"/> 1			
d. Chicken Sandwich, with roasted/grilled chicken		<input type="checkbox"/> 0	<input type="checkbox"/> 1			
e. Entrée Salad, with roasted/grilled chicken		<input type="checkbox"/> 0	<input type="checkbox"/> 1			
f. Fried Chicken, leg/drumstick & thigh		<input type="checkbox"/> 0	<input type="checkbox"/> 1			
g. Cheese Pizza, thin crust		<input type="checkbox"/> 0	<input type="checkbox"/> 1			
h. Taco, with ground beef		<input type="checkbox"/> 0	<input type="checkbox"/> 1			
i. Sub Sandwich, with turkey and cheese		<input type="checkbox"/> 0	<input type="checkbox"/> 1			
H. KIDS' MENU REVIEW						
H1. Is there a kids' menu/meal available? <i>IF NO, SKIP H2</i>	NO	YES	H2. Does kids' menu/meal offer ... ?	NO	YES	
	<input type="checkbox"/> 0	<input type="checkbox"/> 1		b. A fruit, vegetable, salad, or yogurt side on menu board <i>IF YES, SKIP H2b2</i>	<input type="checkbox"/> 0	<input type="checkbox"/> 1
H2. Does kids' menu/meal offer ... ?	NO	YES	2. Any of these available when asked?	<input type="checkbox"/> 0	<input type="checkbox"/> 1	
a. Unflavored skim/1% milk, 100% juice or bottled water on menu board <i>IF YES, SKIP H2a2</i>	<input type="checkbox"/> 0	<input type="checkbox"/> 1	c. Free toys/child-oriented giveaways	<input type="checkbox"/> 0	<input type="checkbox"/> 1	
2. Any of these available when asked?	<input type="checkbox"/> 0	<input type="checkbox"/> 1	d. Toys for an additional charge	<input type="checkbox"/> 0	<input type="checkbox"/> 1	