



2015 Child Behaviors and Health in Tol: Preliminary Results

The US Department of Agriculture (USDA)-supported Children's Healthy Living Program, or CHL, has been working with your community to understand the behaviors and health of children 2-8 years of age. During 2015, parents, teachers, community members, and project partners gathered data in your community. A total of 39 children from Tol participated in this study. Here we have some preliminary results from our joint work. With this information parents and community leaders can see where things are going well and where additional energy, leadership, and resources will need to be placed to raise the next generation of healthy, happy children.

Child sex, age, race distribution

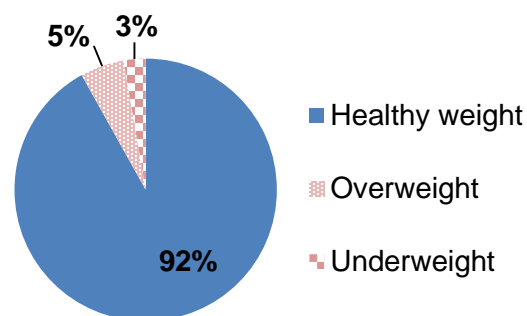
Among the 39 children, 38 had information on sex, of which 22 (58%) were girls and 16 (42%) were boys. Furthermore, all children had information on age, of which 17 (44%) were of age group 2-5 years and 22 (56%) were of age group 6-8 years. A total of 38 children had information on race, of which 23 (61%) were Native Hawaiian/ Pacific Islander (NHPI) and 15 (39%) were more than one race. Among NHPI children, all 23 (100%) were Chuukese.

Potential outliers with extreme values (defined as those with a value of 3 standard deviations (sd) above or below the mean) were excluded from this report. Data was looked at by child's sex and age group.

Children's Body Mass Index by Category as defined by the Center for Diseases Control and Prevention (CDC)

A total of 37 children were included for this analysis. Among them, 92% were healthy weight, 5% were overweight, none were obese, and 3% were underweight (Figure 1). No difference was observed between boys and girls, or between those ages 2-5 and those ages 6-8 years old.

Figure 1. Prevalence of overweight and obesity of study children from Tol (n=37)



Effective strategies in the prevention of childhood obesity include: (1) A healthy lifestyle, which encourages children to move more, sleep more and spend less screen time (2) A healthy diet, which encourages children to drink more water, eat more fruit and vegetables and consume fewer sugar sweetened beverages. Below we show how the children are doing on achieving some of these strategies.

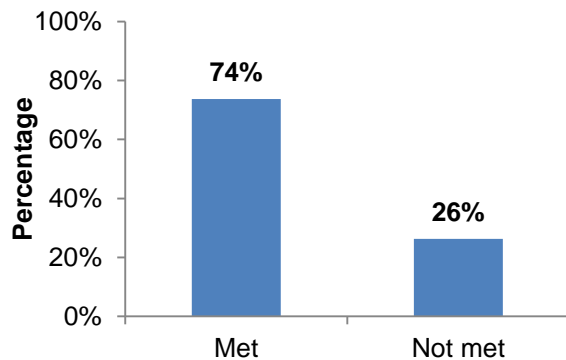
Children moderate and vigorous level of physical activity (MVPA) as measured by accelerometer

In each study community, about half of the children were asked to wear an accelerometer for 6 days, which records the child's activity by each second. Average minutes per day of children's MVPA were obtained from the accelerometer data.

In Tol, a total of 19 children had valid accelerometer data. Among those 19 children, daily average minutes of moderate and vigorous physical activity (MVPA) were 80.2 (sd=32.7). No differences were found between the averages of boys and girls, or between children age 2-5 and those 6-8 years old.

Seventy-four percent of those 19 children met the national recommendation of 60 minutes a day of MVPA (Figure 2). No difference was observed between boys and girls, or between those ages 2-5 and those ages 6-8 years old.

Figure 2. Percentage of children, by age, meeting national recommendation of 60 minutes a day of moderate and vigorous types of physical activity



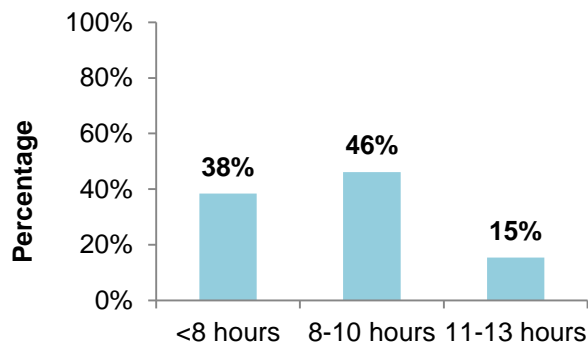
One out of four children (26%) did not meet the national recommendation of 60 minutes a day of MVPA. This is an opportunity for both parents and educators to intervene to help children to get more physical activity.

Children Sleep Duration

A total of 31 children were included in the analysis of sleep duration. The average number of hours of sleep per day among those 31 children were 9.3 (sd=2.8). No differences were found between the averages of boys and girls, or between children age 2-5 and those 6-8 years old.

Among the 13 two to five year olds, 15% met the national recommendation of sleep of between 11-13 hours daily (11-13 hours in the graph). Another 46% of children slept more than 8 hours but less than 11 hours daily (8-10 hours in the graph) and 38% slept less than 8 hours (<8 hours in the graph) (Figure 3).

Figure 3. Percent of children 2-5 years old among 3 groups of sleep duration



Four out of five (84%) of our younger children ages 2-5 years did not meet the national recommendation of 11-13 hours daily of sleep. This is an opportunity for both parents and educators to intervene to help children get more sleep.

Acknowledgements

We would like to thank all the families of participants who completed our assessments so that we could make this important information available, as well as all our community partners for working with us to improve the health of children across the Pacific.

For more about this data or the CHL Program, contact:

Jonathan Deenik | jdeenik@hawaii.edu | 808 956-6906 or
Rachel Novotny | novotny@hawaii.edu | 808 956-3848

www.CHL-Pacific.org



United States Department of Agriculture
National Institute of Food and Agriculture
Agriculture and Food Research Initiative (AFRI)
No. 2011-68001-30335